



**മഹാത്മാഗാന്ധി സർവ്വകലാശാല, കേരളം**

**സംഗ്രഹം**

കളമശ്ശേരി രാജഗിരി കോളേജ് ഓഫ് സോഷ്യൽ സയൻസസിലെ എം ബി എ ,എം. എച്ച്.ആർ.എം പ്രോഗ്രാമുകളുടെ 2019-2020 അക്കാദമിക് വർഷം മുതലുള്ള മാർക്ക് ലിസ്റ്റിന്റെ മാതൃക അംഗീകരിച്ച് നൽകിക്കൊണ്ട് ഉത്തരവ് പുറപ്പെടുവിക്കുന്നു .

**അക്കാദമിക് ബി 7 സെക്ഷൻ**

നമ്പർ. 6662/AC B 7/2021/എം.ജി.യു

പ്രിയദർശിനി ഹിൽസ്,തീയതി: 03.12.2021

**പരാമർശം:-**1. കളമശ്ശേരി രാജഗിരി കോളേജ് ഓഫ് സോഷ്യൽ സയൻസസ് പ്രിൻസിപ്പൽ 06.09.2021-ൽ സമർപ്പിച്ച RCSS/228/Exam-U./2021, RCSS/229 /Exam-U./2021, നമ്പർ കത്തുകൾ

**ഉത്തരവ്**

കളമശ്ശേരി രാജഗിരി കോളേജ് ഓഫ് സോഷ്യൽ സയൻസസിലെ എം.ബി.എ , എം. എച്ച്.ആർ.എം പ്രോഗ്രാമുകളുടെ മാർക്ക് ലിസ്റ്റിന്റെ മാതൃക അംഗീകരിച്ച് നൽകുന്നതിന് പ്രിൻസിപ്പൽ പരാമർശം 1 പ്രകാരം അപേക്ഷ സമർപ്പിച്ചിരുന്നു.2019 അഡ്മിഷൻ മുതൽ പരിഷ്കരിച്ച സിലബസ് ആണ് കോളേജ് പിന്തുടരുന്നത്.ടി സിലബസിന് സർവകലാശാല അംഗീകാരം നൽകിയിട്ടുള്ളതുമാണ്.ഇപ്രകാരം തയ്യാറാക്കിയ മാർക്ക് ലിസ്റ്റിന്റെ മാതൃക ആണ് അംഗീകാരത്തിനായി സമർപ്പിച്ചിരിക്കുന്നത്.

രാജഗിരി കോളേജിന്റെ M.B.A പ്രോഗ്രാമിന് സർവകലാശാലയുടേതിനേക്കാൾ 600 മാർക്ക് കൂടുതലും 4 ക്രെഡിറ്റ് എണ്ണം കുറവുമാണ്. M.H.R.M പ്രോഗ്രാമിന് രാജഗിരി കോളേജിൽ നൽകിയിരിക്കുന്ന ആകെ മാർക്ക് 3500 ഉം സർവകലാശാലയുടേത് 3200 ഉം ആണ്.

രാജഗിരി കോളേജ് ഓഫ് സോഷ്യൽ സയൻസസിലെ 2019 അഡ്മിഷൻ M.B.A ,M.H.R.M പ്രോഗ്രാമുകളുടെ മാർക്ലിസ്റ്റ് ഫോർമാറ്റ് അംഗീകരിക്കുന്നതിനായി സർവകലാശാല പ്രസ്തുത പ്രോഗ്രാമുകളുടെ സിലബസ് പരിശോധിച്ച് അംഗീകരിച്ച് ഉത്തരവ് പുറപ്പെടുവിച്ചിട്ടുള്ളതിനാൽ, കോളേജ് സമർപ്പിച്ചിട്ടുള്ള മാർക് ലിസ്റ്റിന്റെ മാതൃകകൾ മാനേജ്മന്റ് സയൻസ് ഡീനിന്റെ പരിഗണനയ്ക്ക് സമർപ്പിച്ച് അംഗീകാരം നൽകുന്നതിന് ബഹു.വൈസ് ചാൻസിലർ ഉത്തരവ് പുറപ്പെടുവിച്ചിട്ടുള്ളതാണ്.അതിൻ പ്രകാരം മാനേജ്മന്റ് സയൻസ് ഡീനായ പ്രൊഫ.ഡോ.ജോണി ജോൺസൺ ,സ്കൂൾ ഓഫ് മാനേജ്മെന്റ് & ബിസിനസ് സ്റ്റഡീസ് നെ ചുമതലപ്പെടുത്തിയിരുന്നു .കോളേജ് സമർപ്പിച്ചിട്ടുള്ള 2019 -2020 അക്കാദമിക് വർഷം മുതലുള്ള എം.ബി.എ ,എം.എച്ച്.ആർ.എം പ്രോഗ്രാമുകളുടെ മാർക് ലിസ്റ്റിന്റെ മാതൃകകൾ അംഗീകരിക്കാമെന്നു മാനേജ്മന്റ് സയൻസ് ഡീൻ ശുപാർശ ചെയ്തിട്ടുണ്ട്.ടി ശുപാർശ ബഹു.വൈസ് ചാൻസിലർ മഹാത്മാ ഗാന്ധി സർവകലാശാല ആക്ട് 1985 അദ്ധ്യായം III വകുപ്പ് 10 (17 ) പ്രകാരം അംഗീകരിച്ച് ഉത്തരവായിട്ടുള്ളതാണ് .

തദനുസരണം ഉത്തരവ് പുറപ്പെടുവിക്കുന്നു.

മുരളീധരൻ കെ വി

അസിസ്റ്റന്റ് രജിസ്ട്രാർ 4 (അക്കാദമിക്)  
രജിസ്ട്രാർക്ക് വേണ്ടി

പകർപ്പ്

- 1.വൈസ് ചാൻസലർ, പ്രൊ വൈസ് ചാൻസലർ എന്നിവരുടെ പ്രൈവറ്റ് സെക്രട്ടറിമാർ
- 2.രജിസ്ട്രാർ, ഫിനാൻസ് ഓഫീസർ, പരീക്ഷാ കൺട്രോളർ എന്നിവരുടെ പി.എ.മാർ
- 3.പ്രിൻസിപ്പൽ, രാജഗിരി കോളേജ് സോഷ്യൽ സയൻസസ്, കളമശ്ശേരി .
- 4.ജോയിന്റ് രജിസ്ട്രാർ II (ഭരണവിഭാഗം)
- 5.ഡെപ്യൂട്ടി രജിസ്ട്രാർ I/II/III (അക്കാദമിക്)
- 6.അസിസ്റ്റന്റ് രജിസ്ട്രാർ IV(അക്കാദമിക്)/അസിസ്റ്റന്റ് രജിസ്ട്രാർ (പരീക്ഷ 22)
- 7.പി.ആർ.ഒ/ കണ്ടൻറ് മാനേജ്മെന്റ് സെക്ഷൻ
- 8.ഇ.ഐ.36 സെക്ഷൻ / ഇ.ഐ.38 സെക്ഷൻ/ഇ.ഐ.39 സെക്ഷൻ

മഹാത്മാഗാന്ധി സർവ്വകലാശാല, കേരളം


(Autonomy granted by UGC vide letter No. F 22-1/2014(AC) dated 19th June 2014)

21<sup>st</sup> November 2019

**MARK CUM GRADE CARD**

First Semester MBA (2019-21) Degree Examination - October 2019

Register Number : **19210088**  
 Name of the Candidate : **PARVATHY MENON S**  
 Programme : **Master of Business Administration**  
 Faculty : **Management Sciences**



| Course Code | Course Title                                    | Credits (C) | Marks       |     |             |     |                 |            | Grade Awarded (G) | Grade Point (GP) | Credit Point (C x GP) | Institution Average (IA) | Result      |
|-------------|---|-------------|-------------|-----|-------------|-----|-----------------|------------|-------------------|------------------|-----------------------|--------------------------|-------------|
|             |   |             | External    |     | Internal    |     | Total           |            |                   |                  |                       |                          |             |
|             |   |             | Awarded (E) | Max | Awarded (I) | Max | Awarded (E + I) | Max        |                   |                  |                       |                          |             |
| S1CC01      | Management Process and Organisational Behaviour | 3           | 49          | 60  | 30          | 40  | 79              | 100        | A                 | 8                | 24                    | 19.05                    | Pass        |
| S1CC02      | Accounting and Costing for Managers             | 3           | 47          | 60  | 30          | 40  | 77              | 100        | A                 | 8                | 24                    | 20.35                    | Pass        |
| S1CC03      | Managerial Economics                            | 3           | 42          | 60  | 26          | 40  | 68              | 100        | B+                | 7                | 21                    | 16.7                     | Pass        |
| S1CC04      | Managerial Communication                        | 3           | 44          | 60  | 32          | 40  | 76              | 100        | A                 | 8                | 24                    | 20.1                     | Pass        |
| S1CC05      | Legal Environment of Business                   | 3           | 45          | 60  | 30          | 40  | 75              | 100        | A                 | 8                | 24                    | 17.7                     | Pass        |
| S1CC06      | Environmental Management                        | 3           | 45          | 60  | 29          | 40  | 74              | 100        | B+                | 7                | 21                    | 18.65                    | Pass        |
| S1CC07      | Statistics for Management                       | 3           | 37          | 60  | 33          | 40  | 70              | 100        | B+                | 7                | 21                    | 17.1                     | Pass        |
| S1CC08      | Computer Applications in Business               | 3           | 34          | 60  | 30          | 40  | 64              | 100        | B                 | 6                | 18                    | 18.3                     | Pass        |
|             | <b>Total</b>                                    | <b>24</b>   |             |     |             |     | <b>583</b>      | <b>800</b> |                   |                  |                       | <b>177</b>               |             |
|             | <b>Semester Result</b><br>SCPA: 7.38 SG: B+     |             |             |     |             |     |                 |            |                   |                  |                       |                          | <b>Pass</b> |

## Dear Figure: 13 / Evaluation Process

Table – I

### 1. Grade and Grade Point

Grades and Grade Points are given on a 7-point scale based on the percentage of total marks (Internal + External) as given in Table – I. Within a class interval, a two-digit decimals are to be corrected to the next higher whole number if, the decimal values are greater than or equal to 0.50.

### 2. Credit Point and Semester Credit Point Average

- Credit Point (CP) of each course is calculated using the formula  $CP=C \times GP$ , where C=Registered Course Credit, GP=Grade Point.
- Semester Credit Point Average (SCPA) is calculated using the formula  $SCPA=TCP/TC$ , where TCP=Total Credit Point, TC=Total Credit.

| % of Marks | Grade | Grade Point |
|------------|-------|-------------|
| 95 – 100   | O     | 10          |
| 85 – 94    | A+    | 9           |
| 75 – 84    | A     | 8           |
| 65 – 74    | B+    | 7           |
| 55 – 64    | B     | 6           |
| 45 – 54    | C     | 5           |
| < 45       | D     | 3           |
| Absent     | Ab    | -           |

### 3. Cumulative Credit Point Average (CCPA)

The Cumulative Credit Point Average (CCPA) is  $SCP$  (Semester 1) +  $SCP$  (Semester 2) +  $SCP$  (Semester 3) +  $SCP$  (Semester 4) divided by the total credits in the all four semesters.

### 4. Conversion of SCPA and CCPA into Percentage

Multiply the secured SCPA / CCPA by 10.

**Note:** For all courses there is a separate minimum of 50 % each for internal and external respectively. For each course, the student has to secure 50 % marks (C grade and above). The minimum Semester Credit Point Average (SCPA) is 5 with C grade and with 50% marks for a pass in the whole semester. The Cumulative Credit Point Average (CCPA) is 5 with a C Grade and a minimum of 50 % marks in aggregate in order to secure a pass in the MBA programme.

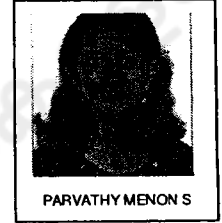
(Autonomy granted by UGC vide letter No. F 22-1/2014(AC) dated 19th June 2014)

09<sup>th</sup> March 2021

**MARK CUM GRADE CARD**

Second Semester MBA (2019-21) Degree Examination - March 2020

Register Number : 19210088  
 Name of the Candidate : PARVATHY MENON S  
 Programme : Master of Business Administration  
 Faculty : Management Sciences



| Course Code | Course Title                             | Credits (C) | Marks       |     |             |     |                 |     | Grade Awarded (G) | Grade Point (GP) | Credit Point (C x GP) | Institution Average (IA) | Result |
|-------------|--|-------------|-------------|-----|-------------|-----|-----------------|-----|-------------------|------------------|-----------------------|--------------------------|--------|
|             |  |             | External    |     | Internal    |     | Total           |     |                   |                  |                       |                          |        |
|             |  |             | Awarded (E) | Max | Awarded (I) | Max | Awarded (E + I) | Max |                   |                  |                       |                          |        |
| S2CC09      | Business Ethics and Corporate Governance | 3           | 36          | 60  | 31          | 40  | 67              | 100 | B+                | 7                | 21                    | 18.81                    | Pass   |
| S2CC10      | Management Information System            | 3           | 57          | 60  | 31          | 40  | 88              | 100 | A+                | 9                | 27                    | 21.1                     | Pass   |
| S2CC11      | Human Resources Management               | 3           | 47          | 60  | 29          | 40  | 76              | 100 | A                 | 8                | 24                    | 18.14                    | Pass   |
| S2CC12      | Operations Management                    | 3           | 55          | 60  | 33          | 40  | 88              | 100 | A+                | 9                | 27                    | 18.76                    | Pass   |
| S2CC13      | Operations Research                      | 3           | 57          | 60  | 36          | 40  | 93              | 100 | A+                | 9                | 27                    | 21.14                    | Pass   |
| S2CC14      | Financial Management                     | 3           | 45          | 60  | 32          | 40  | 77              | 100 | A                 | 8                | 24                    | 18.29                    | Pass   |
| S2CC15      | Marketing Management                     | 3           | 44          | 60  | 30          | 40  | 74              | 100 | B+                | 7                | 21                    | 20.1                     | Pass   |
| S2CC16      | Business Research Methods                | 3           | 46          | 60  | 33          | 40  | 79              | 100 | A                 | 8                | 24                    | 19.14                    | Pass   |
| S2CC17      | Viva-Voce                                |             | 56          | 100 |             |     | 56              | 100 | -                 | -                | -                     |                          | Pass   |
|             | Total                                    | 24          |             |     |             |     | 698             | 900 |                   |                  |                       | 195                      |        |
|             | Semester Result<br>SCPA: 8.13 SG: A      |             |             |     |             |     |                 |     |                   |                  |                       |                          | Pass   |

## Description of Evaluation Process

Table - I

### 1. Grade and Grade Point

Grades and Grade Points are given on a 7-point scale based on the percentage of total marks (Internal + External) as given in Table – I. Within a class interval, a two-digit decimals are to be corrected to the next higher whole number if, the decimal values are greater than or equal to 0.50.

| % of Marks | Grade | Grade Point |
|------------|-------|-------------|
| 95 – 100   | O     | 10          |
| 85 – 94    | A+    | 9           |
| 75 – 84    | A     | 8           |
| 65 – 74    | B+    | 7           |
| 55 – 64    | B     | 6           |
| 45 – 54    | C     | 5           |
| < 45       | D     | 3           |
| Absent     | Ab    | -           |

### 2. Credit Point and Semester Credit Point Average

- Credit Point (CP) of each course is calculated using the formula  $CP=C \times GP$ , where C=Registered Course Credit, GP=Grade Point.
- Semester Credit Point Average (SCPA) is calculated using the formula  $SCPA=TCP/TC$ , where TCP=Total Credit Point, TC=Total Credit.

### 3. Cumulative Credit Point Average (CCPA)

The Cumulative Credit Point Average (CCPA) is  $SCP$  (Semester 1) +  $SCP$  (Semester 2) +  $SCP$  (Semester 3) +  $SCP$  (Semester 4) divided by the total credits in the all four semesters.

### 4. Conversion of SCPA and CCPA into Percentage

Multiply the secured SCPA / CCPA by 10.

**Note:** For all courses there is a separate minimum of 50 % each for internal and external respectively. For each course, the student has to secure 50 % marks (C grade and above). The minimum Semester Credit Point Average (SCPA) is 5 with C grade and with 50% marks for a pass in the whole semester. The Cumulative Credit Point Average (CCPA) is 5 with a C Grade and a minimum of 50 % marks in aggregate in order to secure a pass in the MBA programme.


(Autonomy granted by UGC vide letter No. F 22-1/2014(AC) dated 19th June 2014)

14<sup>th</sup> April 2021

**MARK CUM GRADE CARD**

Third Semester MBA (2019-21) Degree Examination - January 2021

Register Number : 19210088  
 Name of the Candidate : PARVATHY MENON S  
 Programme : Master of Business Administration  
 Faculty : Management Sciences



| Course Code | Course Title                                    | Credits ( C ) | Marks         |     |               |     |                   |     | Grade Awarded ( G ) | Grade Point ( GP ) | Credit Point ( C x GP ) | Institution Average ( IA ) | Result |
|-------------|---|---------------|---------------|-----|---------------|-----|-------------------|-----|---------------------|--------------------|-------------------------|----------------------------|--------|
|             |   |               | External      |     | Internal      |     | Total             |     |                     |                    |                         |                            |        |
|             |   |               | Awarded ( E ) | Max | Awarded ( I ) | Max | Awarded ( E + I ) | Max |                     |                    |                         |                            |        |
| S3CC18      | Enterpreneurship and Family Business Management | 3             | 34            | 60  | 29            | 40  | 63                | 100 | B                   | 6                  | 18                      | 19.71                      | Pass   |
| S3CC19      | Summer Internship                               | 3             | 42            | 60  | 39            | 40  | 81                | 100 | A                   | 8                  | 24                      | 22.33                      | Pass   |
| MM 02       | Consumer Behaviour                              | 3             | 47            | 60  | 32            | 40  | 79                | 100 | A                   | 8                  | 24                      | 17.08                      | Pass   |
| MM 04       | Product and Brand Management                    | 3             | 36            | 60  | 29            | 40  | 65                | 100 | B+                  | 7                  | 21                      | 19.13                      | Pass   |
| MM 06       | Services Marketing                              | 3             | 30            | 60  | 32            | 40  | 62                | 100 | B                   | 6                  | 18                      | 16.64                      | Pass   |
| FM 01       | Security Analysis & Portfolio Management        | 3             | 43            | 60  | 35            | 40  | 78                | 100 | A                   | 8                  | 24                      | 21.84                      | Pass   |
| FM 02       | Banking and Financial Services Management       | 3             | 33            | 60  | 28            | 40  | 61                | 100 | B                   | 6                  | 18                      | 17.81                      | Pass   |
| FM 03       | Financial Statement Analysis                    | 3             | 39            | 60  | 33            | 40  | 72                | 100 | B+                  | 7                  | 21                      | 21.12                      | Pass   |
| FM 04       | Financial Markets and Institutions              | 3             | 42            | 60  | 31            | 40  | 73                | 100 | B+                  | 7                  | 21                      | 19.22                      | Pass   |
|             | Total   | 27            |               |     |               |     | 634               | 900 |                     |                    | 189                     |                            |        |
|             | <b>Semester Result</b><br>SCPA: 7.0 SG: B+      |               |               |     |               |     |                   |     |                     |                    |                         |                            | Pass   |

## How to Calculate the Final Grade

Table – I

### 1. Grade and Grade Point

Grades and Grade Points are given on a 7-point scale based on the percentage of total marks (Internal + External) as given in Table – I. Within a class interval, a two-digit decimals are to be corrected to the next higher whole number if, the decimal values are greater than or equal to 0.50.

### 2. Credit Point and Semester Credit Point Average

- Credit Point (CP) of each course is calculated using the formula  $CP=C \times GP$ , where C=Registered Course Credit, GP=Grade Point.
- Semester Credit Point Average (SCPA) is calculated using the formula  $SCPA=TCP/TC$ , where TCP=Total Credit Point, TC=Total Credit.

| % of Marks | Grade | Grade Point |
|------------|-------|-------------|
| 95 – 100   | O     | 10          |
| 85 – 94    | A+    | 9           |
| 75 – 84    | A     | 8           |
| 65 – 74    | B+    | 7           |
| 55 – 64    | B     | 6           |
| 45 – 54    | C     | 5           |
| < 45       | D     | 3           |
| Absent     | Ab    | -           |

### 3. Cumulative Credit Point Average (CCPA)

The Cumulative Credit Point Average (CCPA) is  $SCP$  (Semester 1) +  $SCP$  (Semester 2) +  $SCP$  (Semester 3) +  $SCP$  (Semester 4) divided by the total credits in the all four semesters.

### 4. Conversion of SCPA and CCPA into Percentage

Multiply the secured SCPA / CCPA by 10.

**Note:** For all courses there is a separate minimum of 50 % each for internal and external respectively. For each course, the student has to secure 50 % marks (C grade and above). The minimum Semester Credit Point Average (SCPA) is 5 with C grade and with 50% marks for a pass in the whole semester. The Cumulative Credit Point Average (CCPA) is 5 with a C Grade and a minimum of 50 % marks in aggregate in order to secure a pass in the MBA programme.




(Autonomy granted by UGC vide letter No. F 22-1/2014(AC) dated 19th June 2014)

13<sup>th</sup> August 2021

**MARK CUM GRADE CARD**

Fourth Semester MBA (2019-21) Degree Examinations - April 2021

Register Number : 19210088  
 Name of the Candidate : **PARVATHY MENON S**  
 Programme : **Master of Business Administration**  
 Faculty : **Management Sciences**



| Course Code | Course Title                              | Credits (C) | Marks       |     |             |     |                 |             | Grade Awarded (G) | Grade Point (GP) | Credit Point (C x GP) | Institution Average (IA) | Result        |
|-------------|---|-------------|-------------|-----|-------------|-----|-----------------|-------------|-------------------|------------------|-----------------------|--------------------------|---------------|
|             |   |             | External    |     | Internal    |     | Total           |             |                   |                  |                       |                          |               |
|             |   |             | Awarded (E) | Max | Awarded (I) | Max | Awarded (E + I) | Max         |                   |                  |                       |                          |               |
| S4CC20      | Strategic Management                      | 3           | 39          | 60  | 28          | 40  | 67              | 100         | B+                | 7                | 21                    | 17.81                    | Pass          |
| S4CC21      | Problem Centered Study                    | 3           | 123         | 200 |             |     | 123             | 200         | B                 | 6                | 18                    | 20.71                    | Pass          |
| MM 07       | Digital Marketing and Social Media        | 3           | 38          | 60  | 32          | 40  | 70              | 100         | B+                | 7                | 21                    | 16.98                    | Pass          |
| MM 08       | Integrated Marketing Communication        | 3           | 44          | 60  | 30          | 40  | 74              | 100         | B+                | 7                | 21                    | 19.85                    | Pass          |
| MM 09       | Business to Business Marketing            | 3           | 44          | 60  | 33          | 40  | 77              | 100         | A                 | 8                | 24                    | 19.55                    | Pass          |
| MM 10       | Retail Business Management                | 3           | 43          | 60  | 30          | 40  | 73              | 100         | B+                | 7                | 21                    | 20.02                    | Pass          |
| FM 05       | Financial Derivatives and Risk Management | 3           | 51          | 60  | 31          | 40  | 82              | 100         | A                 | 8                | 24                    | 21.84                    | Pass          |
| FM 07       | Corporate Restructuring Strategy          | 3           | 42          | 60  | 36          | 40  | 78              | 100         | A                 | 8                | 24                    | 20.25                    | Pass          |
| FM 10       | Insurance Services                        | 3           | 48          | 60  | 31          | 40  | 79              | 100         | A                 | 8                | 24                    | 21.6                     | Pass          |
|             | <b>Total</b>                              | <b>27</b>   |             |     |             |     | <b>723</b>      | <b>1000</b> |                   |                  | <b>198</b>            |                          |               |
|             | <b>Semester Result</b>                    |             |             |     |             |     |                 |             |                   |                  |                       |                          | <b>Pass</b>   |
|             | <b>SCPA: 7.33</b>                         |             |             |     |             |     |                 |             |                   |                  |                       |                          | <b>SG: B+</b> |

| SEMESTER RESULTS                 |               |               |         |      |       |                         |        | PROGRAMME PART RESULTS    |               |               |              |            |            |       |  |
|----------------------------------|---------------|---------------|---------|------|-------|-------------------------|--------|---------------------------|---------------|---------------|--------------|------------|------------|-------|--|
| Semester                         | Marks Awarded | Maximum Marks | Credits | SCPA | Grade | Month & Year of Passing | Result | Programme Part            | Marks Awarded | Maximum Marks | Credit Point | Credit     | CCPA       | Grade |  |
| I                                | 583           | 800           | 24      | 7.38 | B+    | Oct 2019                | Pass   | Core Course               | 1411          | 1900          | 411          | 54         | 7.61       | B+    |  |
| II                               | 698           | 900           | 24      | 8.13 | A     | Mar 2020                | Pass   | Elective Course           | 1023          | 1400          | 306          | 42         | 7.29       | B+    |  |
| III                              | 634           | 900           | 27      | 7.0  | B+    | Jan 2021                | Pass   | Summer Internship         | 81            | 100           | 24           | 3          | 8.0        | A     |  |
| IV                               | 723           | 1000          | 27      | 7.33 | B+    | Jul 2021                | Pass   | Problem Centered Study    | 123           | 200           | 18           | 3          | 6.0        | B     |  |
| <b>FINAL RESULT: CCPA = 7.44</b> |               |               |         |      |       |                         |        | <b>GRADE AWARDED = B+</b> | <b>Total</b>  | <b>2638</b>   | <b>3600</b>  | <b>759</b> | <b>102</b> |       |  |

## Grading and Grade Point

Table – I

### 1. Grade and Grade Point

Grades and Grade Points are given on a 7-point scale based on the percentage of total marks (Internal + External) as given in Table – I. Within a class interval, a two-digit decimals are to be corrected to the next higher whole number if, the decimal values are greater than or equal to 0.50.

| % of Marks | Grade | Grade Point |
|------------|-------|-------------|
| 95 – 100   | O     | 10          |
| 85 – 94    | A+    | 9           |
| 75 – 84    | A     | 8           |
| 65 – 74    | B+    | 7           |
| 55 – 64    | B     | 6           |
| 45 – 54    | C     | 5           |
| < 45       | D     | 3           |
| Absent     | Ab    | -           |

### 2. Credit Point and Semester Credit Point Average

- a. Credit Point (CP) of each course is calculated using the formula  $CP=C \times GP$ , where C=Registered Course Credit, GP=Grade Point.
- b. Semester Credit Point Average (SCPA) is calculated using the formula  $SCPA=TCP/TC$ , where TCP=Total Credit Point, TC=Total Credit.

### 3. Cumulative Credit Point Average (CCPA)

The Cumulative Credit Point Average (CCPA) is  $SCP$  (Semester 1) +  $SCP$  (Semester 2) +  $SCP$  (Semester 3) +  $SCP$  (Semester 4) divided by the total credits in the all four semesters.

### 4. Conversion of SCPA and CCPA into Percentage

Multiply the secured SCPA / CCPA by 10.

**Note:** For all courses there is a separate minimum of 50 % each for internal and external respectively. For each course, the student has to secure 50 % marks (C grade and above). The minimum Semester Credit Point Average (SCPA) is 5 with C grade and with 50% marks for a pass in the whole semester. The Cumulative Credit Point Average (CCPA) is 5 with a C Grade and a minimum of 50 % marks in aggregate in order to secure a pass in the MBA programme.


(Autonomy granted by UGC vide letter No. F 22-1/2014(AC) dated 19th June 2014)

03<sup>rd</sup> December 2019

**MARK CUM GRADE CARD**

First Semester MHRM (2019-21) Degree Examination - October 2019

Register Number : 1922011  
 Name of the Candidate : CHRISTY JOHN  
 Programme : Master of Human Resource Management  
 Faculty : Management Sciences



| Course Code | Course Title                                 | Credits (C) | Marks       |     |             |     |                 |     | Grade Awarded (G) | Grade Point (GP) | Credit Point (C x GP) | Institution Average (IA) | Result |
|-------------|--|-------------|-------------|-----|-------------|-----|-----------------|-----|-------------------|------------------|-----------------------|--------------------------|--------|
|             |  |             | External    |     | Internal    |     | Total           |     |                   |                  |                       |                          |        |
|             |  |             | Awarded (E) | Max | Awarded (I) | Max | Awarded (E + I) | Max |                   |                  |                       |                          |        |
| HRCC 101    | Introduction to Human Resource Management    | 3           | 42          | 60  | 35          | 40  | 77              | 100 | A                 | 8                | 24                    | 20.63                    | Pass   |
| HRFC 102    | Fundamentals of Management and Organizations | 3           | 44          | 60  | 28          | 40  | 72              | 100 | B+                | 7                | 21                    | 23.1                     | Pass   |
| HRFC 103    | Sociology of Organizations                   | 3           | 30          | 60  | 26          | 40  | 56              | 100 | B                 | 6                | 18                    | 18.9                     | Pass   |
| HRFC 104    | Psychology for Human Resource Management     | 3           | 30          | 60  | 22          | 40  | 52              | 100 | C                 | 5                | 15                    | 16.58                    | Pass   |
| HRFC 105    | Business Economics                           | 3           | 30          | 60  | 27          | 40  | 57              | 100 | B                 | 6                | 18                    | 14.85                    | Pass   |
| HRFC 106    | Business Communication                       | 3           | 40          | 60  | 34          | 40  | 74              | 100 | B+                | 7                | 21                    | 21.08                    | Pass   |
| HRFC 107    | Business Ethics and Corporate Governance     | 3           | 39          | 60  | 23          | 40  | 62              | 100 | B                 | 6                | 18                    | 19.2                     | Pass   |
| HRFC 108    | Legal Environment of Business                | 3           | 39          | 60  | 34          | 40  | 73              | 100 | B+                | 7                | 21                    | 17.7                     | Pass   |
| HRFW1       | Industry Orientation                         | 2           |             |     | 33          | 50  | 33              | 50  | B+                | 7                | 14                    | 13.55                    | Pass   |
| VV I        | Theory Viva-Voce Examination I               |             | 18          | 25  |             |     | 18              | 25  | -                 | -                | -                     |                          | Pass   |
|             | Total  | 26          |             |     |             |     | 574             | 875 |                   |                  |                       | 170                      |        |
|             | <b>Semester Result</b><br>SCPA: 6.54 SG: B   |             |             |     |             |     |                 |     |                   |                  |                       |                          | Pass   |

## Description of the Evaluation Process

Table – I

| % of Marks | Grade | Grade Point |
|------------|-------|-------------|
| 95 – 100   | O     | 10          |
| 85 – 94    | A+    | 9           |
| 75 – 84    | A     | 8           |
| 65 – 74    | B+    | 7           |
| 55 – 64    | B     | 6           |
| 45 – 54    | C     | 5           |
| < 45       | D     | 3           |
| Absent     | Ab    | -           |

### Grade and Grade Point

Grades and Grade Points are given on a 7-point scale based on the percentage of total marks (Internal + External) as given in Table – I. Within a class interval, a two-digit decimals are to be corrected to the next higher whole number.

### Credit Point and Credit Point Average

Credit Point (CP) of a course is calculated using the formula  $CP=C \times GP$ , where C=Credit, GP=Grade Point. Credit Point Average (CPA) of a Course / Semester or Programme (Cumulative) is calculated using the formula  $CPA = TCP/TC$ , where TCP=Total Credit Point, TC=Total Credit.

### Cumulative Credit Point Average (CCPA)

The Cumulative Credit Point Average (CCPA) is  $SCP$  (Semester 1) +  $SCP$  (Semester 2) +  $SCP$  (Semester 3) +  $SCP$  (Semester 4) divided by the total credits in the all four semesters.

**Note:** For all courses there is a separate minimum of 50% and 40% each for internal and external respectively. For each course, the student has to secure an aggregate of 50% marks (C grade and above). The minimum Semester Credit Point Average (SCP) is 5 with C grade and with 50% marks for a pass in the whole semester. The Cumulative Credit Point Average (CCPA) is 5 with a C Grade and a minimum of 50 % marks in aggregate in order to secure a pass in the MHRM programme.


(Autonomy granted by UGC vide letter No. F 22-1/2014(AC) dated 19th June 2014)

30<sup>th</sup> April 2021

**MARK CUM GRADE CARD**

Second Semester MHRM (2019-21) Degree Examination - March 2020

Register Number : 1922011  
 Name of the Candidate : CHRISTY JOHN  
 Programme : Master of Human Resource Management  
 Faculty : Management Sciences



| Course Code | Course Title                                | Credits (C) | Marks       |     |             |     |               |     | Grade Awarded (G) | Grade Point (GP) | Credit Point (C x GP) | Institution Average (IA) | Result |
|-------------|---|-------------|-------------|-----|-------------|-----|---------------|-----|-------------------|------------------|-----------------------|--------------------------|--------|
|             |   |             | External    |     | Internal    |     | Total         |     |                   |                  |                       |                          |        |
|             |   |             | Awarded (E) | Max | Awarded (I) | Max | Awarded (E+I) | Max |                   |                  |                       |                          |        |
| HRFC 201    | Organizational Behavior                     | 3           | 31          | 60  | 24          | 40  | 55            | 100 | B                 | 6                | 18                    | 17.55                    | Pass   |
| HRFC 202    | Managerial Accounting and Corporate Finance | 3           | 37          | 60  | 26          | 40  | 63            | 100 | B                 | 6                | 18                    | 19.05                    | Pass   |
| HRFC 203    | Marketing Management                        | 3           | 30          | 60  | 20          | 40  | 50            | 100 | C                 | 5                | 15                    | 17.63                    | Pass   |
| HRFC 204    | Operations Management                       | 3           | 32          | 60  | 30          | 40  | 62            | 100 | B                 | 6                | 18                    | 18.98                    | Pass   |
| HRFC 205    | Environmental Management                    | 3           | 34          | 60  | 33          | 40  | 67            | 100 | B+                | 7                | 21                    | 20.1                     | Pass   |
| HRFC 206    | Human Resource Research Methods             | 3           | 27          | 60  | 36          | 40  | 63            | 100 | B                 | 6                | 18                    | 18.38                    | Pass   |
| HRFC 207    | Statistics for Human Resource Management    | 3           | 28          | 60  | 24          | 40  | 52            | 100 | C                 | 5                | 15                    | 20.18                    | Pass   |
| HRFC 208    | Information Processing and Data Bases       | 3           | 40          | 60  | 33          | 40  | 73            | 100 | B+                | 7                | 21                    | 20.85                    | Pass   |
| HRFW 2      | Corporate Orientation                       | 2           |             |     | 38          | 50  | 38            | 50  | A                 | 8                | 16                    | 15.0                     | Pass   |
| VV II       | Theory Viva-Voce Examination II             |             | 18          | 25  |             |     | 18            | 25  | -                 | -                | -                     |                          | Pass   |
|             | Total                                       | 26          |             |     |             |     | 541           | 875 |                   |                  | 160                   |                          |        |
|             | <b>Semester Result</b><br>SCPA: 6.15 SG: B  |             |             |     |             |     |               |     |                   |                  |                       |                          | Pass   |

## Description of the Evaluation Process

### Grade and Grade Point

Grades and Grade Points are given on a 7-point scale based on the percentage of total marks (Internal + External) as given in Table – I. Within a class interval, a two-digit decimals are to be corrected to the next higher whole number.

### Credit Point and Credit Point Average

Credit Point (CP) of a course is calculated using the formula  $CP=C \times GP$ , where C=Credit, GP=Grade Point. Credit Point Average (CPA) of a Course / Semester or Programme (Cumulative) is calculated using the formula  $CPA = TCP/TC$ , where TCP=Total Credit Point, TC=Total Credit.

Table – I

| % of Marks | Grade | Grade Point |
|------------|-------|-------------|
| 95 – 100   | O     | 10          |
| 85 – 94    | A+    | 9           |
| 75 – 84    | A     | 8           |
| 65 – 74    | B+    | 7           |
| 55 – 64    | B     | 6           |
| 45 – 54    | C     | 5           |
| < 45       | D     | 3           |
| Absent     | Ab    | -           |

### Cumulative Credit Point Average (CCPA)

The Cumulative Credit Point Average (CCPA) is  $SCP(\text{Semester 1}) + SCP(\text{Semester 2}) + SCP(\text{Semester 3}) + SCP(\text{Semester 4})$  divided by the total credits in the all four semesters.

**Note:** For all courses there is a separate minimum of 50% and 40% each for internal and external respectively. For each course, the student has to secure an aggregate of 50% marks (C grade and above). The minimum Semester Credit Point Average (SCPA) is 5 with C grade and with 50% marks for a pass in the whole semester. The Cumulative Credit Point Average (CCPA) is 5 with a C Grade and a minimum of 50 % marks in aggregate in order to secure a pass in the MHRM programme.


(Autonomy granted by UGC vide letter No. F 22-1/2014(AC) dated 19th June 2014)

07<sup>th</sup> May 2021

**MARK CUM GRADE CARD**

Third Semester MHRM (2019-21) Degree Examination - January 2021

Register Number : 1922011  
 Name of the Candidate : CHRISTY JOHN  
 Programme : Master of Human Resource Management  
 Stream : Management Sciences



| Course Code | Course Title   | Credits (C) | Marks       |     |             |     |                 |     | Grade Awarded (G) | Grade Point (GP) | Credit Point (C x GP) | Institution Average (IA) | Result |
|-------------|--|-------------|-------------|-----|-------------|-----|-----------------|-----|-------------------|------------------|-----------------------|--------------------------|--------|
|             |  |             | External    |     | Internal    |     | Total           |     |                   |                  |                       |                          |        |
|             |  |             | Awarded (E) | Max | Awarded (I) | Max | Awarded (E + I) | Max |                   |                  |                       |                          |        |
| HRCC 301    | Talent Acquisition and Retention                     | 3           | 38          | 60  | 28          | 40  | 66              | 100 | B+                | 7                | 21                    | 20.55                    | Pass   |
| HRCC 302    | Learning and Development                             | 3           | 37          | 60  | 26          | 40  | 63              | 100 | B                 | 6                | 18                    | 18.83                    | Pass   |
| HRCC 303    | Performance Management & Career Development          | 3           | 31          | 60  | 25          | 40  | 56              | 100 | B                 | 6                | 18                    | 17.33                    | Pass   |
| HRCC 304    | Compensation and Benefits                            | 3           | 39          | 60  | 25          | 40  | 64              | 100 | B                 | 6                | 18                    | 18.98                    | Pass   |
| HRCC 305    | Strategic Industrial Relations                       | 3           | 33          | 60  | 33          | 40  | 66              | 100 | B+                | 7                | 21                    | 20.93                    | Pass   |
| HRCC 306    | Employee Welfare and Legislations                    | 3           | 30          | 60  | 24          | 40  | 54              | 100 | C                 | 5                | 15                    | 17.4                     | Pass   |
| HRCC 307    | Competency Based Human Resource Management Practices | 3           | 35          | 60  | 22          | 40  | 57              | 100 | B                 | 6                | 18                    | 18.45                    | Pass   |
| HRCC 308    | People Analytics                                     | 3           | 40          | 60  | 27          | 40  | 67              | 100 | B+                | 7                | 21                    | 20.78                    | Pass   |
| HRFW3       | Internship I   | 3           | 40          | 60  | 30          | 40  | 70              | 100 | B+                | 7                | 21                    | 20.63                    | Pass   |
| VV III      | Theory Viva-voce Examination III                     |             | 23          | 25  |             |     | 23              | 25  | -                 | -                | -                     |                          | Pass   |
|             | <b>Total</b>   | 27          |             |     |             |     | 586             | 925 |                   |                  | 171                   |                          |        |
|             | <b>Semester Result</b><br>SCPA: 6.33 SG: B           |             |             |     |             |     |                 |     |                   |                  |                       |                          | Pass   |

## Description of the Evaluation Process

Table – I

| % of Marks | Grade | Grade Point |
|------------|-------|-------------|
| 95 – 100   | O     | 10          |
| 85 – 94    | A+    | 9           |
| 75 – 84    | A     | 8           |
| 65 – 74    | B+    | 7           |
| 55 – 64    | B     | 6           |
| 45 – 54    | C     | 5           |
| < 45       | D     | 3           |
| Absent     | Ab    | -           |

### Grade and Grade Point

Grades and Grade Points are given on a 7-point scale based on the percentage of total marks (Internal + External) as given in Table – I. Within a class interval, a two-digit decimals are to be corrected to the next higher whole number.

### Credit Point and Credit Point Average

Credit Point (CP) of a course is calculated using the formula  $CP=C \times GP$ , where C=Credit, GP=Grade Point. Credit Point Average (CPA) of a Course / Semester or Programme (Cumulative) is calculated using the formula  $CPA = TCP/TC$ , where TCP=Total Credit Point, TC=Total Credit.

### Cumulative Credit Point Average (CCPA)

The Cumulative Credit Point Average (CCPA) is  $SCP$  (Semester 1) +  $SCP$  (Semester 2) +  $SCP$  (Semester 3) +  $SCP$  (Semester 4) divided by the total credits in the all four semesters.

**Note:** For all courses there is a separate minimum of 50% and 40% each for internal and external respectively. For each course, the student has to secure an aggregate of 50% marks (C grade and above). The minimum Semester Credit Point Average (SCPA) is 5 with C grade and with 50% marks for a pass in the whole semester. The Cumulative Credit Point Average (CCPA) is 5 with a C Grade and a minimum of 50 % marks in aggregate in order to secure a pass in the MHRM programme.




(Autonomy granted by UGC vide letter No. F 22-1/2014(AC) dated 19th June 2014)

05<sup>th</sup> August 2021

**MARK CUM GRADE CARD**

Fourth Semester MHRM (2019-21) Degree Examinations - April 2021

Register Number : 1922011  
 Name of the Candidate : CHRISTY JOHN  
 Programme : Master of Human Resource Management  
 Faculty : Management Sciences



| Course Code | Course Title                                 | Credits (C) | Marks       |     |             |     |                 |            | Grade Awarded (G) | Grade Point (GP) | Credit Point (C x GP) | Institution Average (IA) | Result      |
|-------------|--|-------------|-------------|-----|-------------|-----|-----------------|------------|-------------------|------------------|-----------------------|--------------------------|-------------|
|             |  |             | External    |     | Internal    |     | Total           |            |                   |                  |                       |                          |             |
|             |  |             | Awarded (E) | Max | Awarded (I) | Max | Awarded (E + I) | Max        |                   |                  |                       |                          |             |
| HRCC 401    | Global Business Environment and HRM          | 3           | 27          | 60  | 23          | 40  | 50              | 100        | C                 | 5                | 15                    | 16.95                    | Pass        |
| HRCC 402    | Strategic Human Resource Management          | 3           | 41          | 60  | 28          | 40  | 69              | 100        | B+                | 7                | 21                    | 20.48                    | Pass        |
| HRCC 403    | Mgmt. of Change & Organizational Development | 3           | 39          | 60  | 30          | 40  | 69              | 100        | B+                | 7                | 21                    | 20.02                    | Pass        |
| HREC 01     | International Human Resource Management      | 3           | 38          | 60  | 31          | 40  | 69              | 100        | B+                | 7                | 21                    | 21.08                    | Pass        |
| HREC 03     | Measurement of Human Resources               | 3           | 36          | 60  | 25          | 40  | 61              | 100        | B                 | 6                | 18                    | 20.04                    | Pass        |
| HREC 04     | Coaching and Mentoring Skills                | 3           | 31          | 60  | 31          | 40  | 62              | 100        | B                 | 6                | 18                    | 19.3                     | Pass        |
| HRDW407     | Project                                      | 3           | 50          | 60  | 28          | 40  | 78              | 100        | A                 | 8                | 24                    | 23.93                    | Pass        |
| HRFW4       | Internship II                                | 3           |             |     | 70          | 100 | 70              | 100        | B+                | 7                | 21                    | 21.45                    | Pass        |
| VV IV       | Theory Viva-voce Examination IV              |             | 17          | 25  |             |     | 17              | 25         | -                 | -                | -                     |                          | Pass        |
|             | <b>Total</b>                                 | <b>24</b>   |             |     |             |     | <b>545</b>      | <b>825</b> |                   |                  |                       | <b>159</b>               |             |
|             | <b>Semester Result</b><br>SCPA: 6.63 SG: B   |             |             |     |             |     |                 |            |                   |                  |                       |                          | <b>Pass</b> |

| SEMESTER RESULTS                 |               |               |         |      |       |                         |        | PROGRAMME PART RESULTS                |               |               |              |             |            |            |  |
|----------------------------------|---------------|---------------|---------|------|-------|-------------------------|--------|---------------------------------------|---------------|---------------|--------------|-------------|------------|------------|--|
| Semester                         | Marks Awarded | Maximum Marks | Credits | SCPA | Grade | Month & Year of Passing | Result | Programme Part                        | Marks Awarded | Maximum Marks | Credit Point | Credit      | CCPA       | Grade      |  |
| I                                | 574           | 875           | 26      | 6.54 | B     | May 2021                | Pass   | Human Resource Foundation Course      | 949           | 1500          | 276          | 45          | 6.13       | B          |  |
| II                               | 541           | 875           | 26      | 6.15 | B     | May 2021                | Pass   | Human Resource Core Course            | 816           | 1300          | 231          | 36          | 6.42       | B          |  |
| III                              | 586           | 925           | 27      | 6.33 | B     | Jan 2021                | Pass   | Human Resource Elective Course        | 192           | 300           | 57           | 9           | 6.33       | B          |  |
| IV                               | 545           | 825           | 24      | 6.63 | B     | Jun 2021                | Pass   | Human Resource Internship and Project | 289           | 400           | 96           | 13          | 7.38       | B+         |  |
| <b>FINAL RESULT: CCPA = 6.41</b> |               |               |         |      |       |                         |        | <b>GRADE AWARDED = B</b>              |               | <b>Total</b>  | <b>2246</b>  | <b>3500</b> | <b>660</b> | <b>103</b> |  |

## Description of the Evaluation Process

### Grade and Grade Point

Grades and Grade Points are given on a 7-point scale based on the percentage of total marks (Internal + External) as given in Table – I. Within a class interval, a two-digit decimals are to be corrected to the next higher whole number.

### Credit Point and Credit Point Average

Credit Point (CP) of a course is calculated using the formula  $CP=C \times GP$ , where C=Credit, GP=Grade Point. Credit Point Average (CPA) of a Course / Semester or Programme (Cumulative) is calculated using the formula  $CPA = \frac{TCP}{TC}$ , where TCP=Total Credit Point, TC=Total Credit.

Table – I

| % of Marks | Grade | Grade Point |
|------------|-------|-------------|
| 95 – 100   | O     | 10          |
| 85 – 94    | A+    | 9           |
| 75 – 84    | A     | 8           |
| 65 – 74    | B+    | 7           |
| 55 – 64    | B     | 6           |
| 45 – 54    | C     | 5           |
| < 45       | D     | 3           |
| Absent     | Ab    | -           |

### Cumulative Credit Point Average (CCPA)

The Cumulative Credit Point Average (CCPA) is  $\frac{SCP(\text{Semester 1}) + SCP(\text{Semester 2}) + SCP(\text{Semester 3}) + SCP(\text{Semester 4})}{\text{Total Credits}}$  divided by the total credits in the all four semesters.

**Note:** For all courses there is a separate minimum of 50% and 40% each for internal and external respectively. For each course, the student has to secure an aggregate of 50% marks (C grade and above). The minimum Semester Credit Point Average (SCPA) is 5 with C grade and with 50% marks for a pass in the whole semester. The Cumulative Credit Point Average (CCPA) is 5 with a C Grade and a minimum of 50 % marks in aggregate in order to secure a pass in the MHRM programme.