

M.Sc
MASTER OF SCIENCE
IN
CHEMISTRY

PROGRAM STRUCTURE AND SYLLABUS
2019-20 ADMISSION ONWARDS

(UNDER MAHATMA GANDHI UNIVERSITY PGCSS
REGULATIONS 2019)



BOARD OF STUDIES IN CHEMISTRY (PG)
MAHATMA GANDHI UNIVERSITY

2019

PREFACE

I feel privileged in presenting the revised curriculum and syllabus of **CH01 M Sc CHEMISTRY PROGRAM** for favour of approval by the Faculty of Science and Academic Council of Mahatma Gandhi University, Kottayam, Kerala, India.

With effect from 2012-2013 academic year, the University has introduced the Credit& Semester System for all the PG programmes in affiliated colleges/institutions, as per Mahatma Gandhi University PG Program Regulations for Credit& Semester System 2011(MGU-CSS-PG). The University has decided to revise the syllabus and curriculum as per University Order No.7484/Ac.AIX/syllabus revision committee dated 22/02/2018 with effect from 2019 academic year.

Based on the guidelines of M.G.University for Credit&Semester System, the PG BoS prepared draft proposals for revised curricula and syllabi of all the five branches of M ScChemistry. With the active participation of resource persons and teacher representatives from all the colleges, a three-day workshop was conducted during 17-19 January 2019 at St.Thomas College, Palai for revising the existingcurriculaand syllabi. Finalisation of the proposal of the restructured curricula and syllabi was made by the BoS by incorporating many of the suggestions raised by the participants in the workshop.

With dedicated efforts, wholehearted support and involvement of all the members of the BoS, the task of preparing the curricula and syllabi and bringing it out in the present form was made possible. I sincerely express my whole-hearted gratitude to all the fellow members of the BoS for their endless help, cooperation and encouragement showered on me for the completion of this great task. I am also thankful to all Resource Persons and Teacher Representatives from Postgraduate Chemistry Departments of various colleges for their active participation and fruitful suggestions during the three-day workshop.

Dr.GEETHA P.

Chairperson, PG Board of Studies in Chemistry

THE BOARD OF STUDIES IN CHEMISTRY (PG)

Chairperson:

Dr. GEETHA P

Associate Professor & Head

Department of Chemistry

D.B.Pampa College, Parumala, Pathanamthitta

Members:

- 1. Dr. SUNNY KURIAKOSE**
Associate Professor & Head
Research & P.G. Department of Chemistry
St.Thomas College, Palai
- 2. Dr. HARISHARMA P. N.**
Associate Professor
Department of Chemistry
Sreesankara Vidyapeedom College, Perumbavoor
- 3. Dr. SHAJI P THOMAS**
Associate Professor
Department of Chemistry
BAM College, Thuruthicadu
- 4. Dr. M.G. BHUVANESWARI**
Associate Professor
Department of Chemistry
SNM College, Malliankara
- 5. Smt. SHERLY MATHEW**
Associate Professor
Department of Chemistry
St. George College, Aruvithura
- 6. Shri. SREEKANTH K C**
Assistant Professor
Department of Chemistry
Government College, Kattappana
- 7. Dr. JESTY THOMAS**
Assistant Professor, Department of Chemistry
K.E. College, Mannam
- 8. Dr. SINDHU MATHAI**
Assistant Professor, Department of Chemistry
Catholicate College, Pathanamthitta
- 9. Shri. N.G. RAJEEV**
Associate Professor,
N.S.S Hindu College, Changanacherry
- 10. Dr. JAYASREE S**
Associate Professor,
Govt. Arts College, Kozhikode

TABLE OF CONTENTS

S No	Title	Page Nos
1	General Information	05-08
2	Program Structure	09-10
3	Syllabus	11-80
	Semester 1	11-23
	Semester 2	24-41
	Semester 3	42-53
	Semester 4	54-80
4	Model Question Papers	81-111

General Information

M.Sc Chemistry Degree Program

(Mahatma Gandhi University Regulations PGCSS2019 from 2019-20 Academic Year)

1. Aim of the Programme

Chemistry, being central to all other sciences, its study provides a fundamental insight into the changes taking place in and around our fascinating nature. No one can understand the modern world without the basic knowledge of Chemistry and its advanced study help us to have a thorough knowledge of the entire world.

Through lectures, laboratory work, exercises, project work, and its independent master's thesis, students will gain knowledge about relevant working methods for research, industry, administration, and education. The Master's degree program in Chemistry lays the foundation for doctoral programs in Chemistry.

2. Eligibility Criteria for admissions

Graduation in Chemistry/Petrochemicals with not less than CCPA of 5.00 out of 10.00 in Core Group (Core + Complementary + Open Courses).

Relaxation in Marks in the qualifying examination:

1. For SC/ST category, a pass in the qualifying examination is the minimum requirement for admission.
2. For OEC category CCPA of 4.5 in the qualifying examination is required.

3. Medium of instruction

English

Assessment

The weightage for internal & external evaluation of theory/practical/ project/comprehensive viva-voce is 5 & 15 and the maximum Weighted Grade Point (WGP) is 25 & 75 respectively, (ratio 1:3)

Pattern of Questions

Sl.No.	Type of Questions	Weight	Number of questions to be answered
1.	Short Answer type questions	1	8 out of 10
2	Short essay/ problem solving type questions	2	6 out of 8
3.	Long Essay type questions	5	2 out of 4

Direct Grading System

Direct Grading System based on a 7–point scale is used to evaluate the performance (External and Internal Examination of students)

For all courses (theory & practical)/semester/overall programme Letter grades and GPA/SGPA/CGPA are given on the following scale:

Range	Grade	Indicator
4.50 to 5.00	A+	Outstanding
4.00 to 4.49	A	Excellent
3.50 to 3.99	B+	Very good
3.00 to 3.49	B	Good(Average)
2.50 to 2.99	C+	Fair
2.00 to 2.49	C	Marginal
up to 1.99	D	Deficient(Fail)

Minimum **C grade** is required for pass in a course.

Evaluation first stage - Both internal and external (to be done by the teacher)

Grade	Grade Points
A+	5
A	4
B	3
C	2
D	1
E	0

Weightage Distribution for External and Internal Examination

Theory-External

Maximum weight & Maximum Weighted Grade Point (WGP) for external evaluation is **30** and **150** respectively.

Theory-Internal (Components and Weightage)

	Components	Weightage
i.	Assignment	1
ii	Seminar	2
iii	Best Two Test papers	1 each (2)
	Total	5

Practical-External (Components and Weightage)

Components	Weightage
Written / Lab test	10
Record	2
Viva	3
Total	15

Practical-Internal (Components and Weightage)

Components	Weightage
Written/Lab test	3
Lab involvement	1
Viva	1
Total	5

Project- External (Components and Weightage)

Components	Weightage
Relevance of the topic and analysis	2
Project content and presentation	8
Project viva	5
Total	15

Project- Internal (Components and Weightage)

Components	Weightage
Relevance of the topic and analysis	1
Project content and presentation	3
Project viva	1
Total	5

Comprehensive viva-voce (External)-components and weightage

Components	Weightage
Course viva (all courses from first semester to fourth semester)	15
Total	15

Comprehensive viva (Internal) - Components and Weightage

Components	Weightage
Course viva (all courses from first semester to fourth semester)	5
Total	5

4. Faculty under which the Degree is awarded

Science

5. Note on compliance with the UGC minimum standards for the conduct and award of Post Graduate Degrees

Credit and Semester system is followed in this program. The program has 4 semesters with 18 weeks in each semester. In each week, there are 15 lecture hours and 10 laboratory hours. In each semester there are 270 lecture hours and 180 practical hours; thus a total of 450 calendar hours in each semester which is in compliance with the minimum 390 hours stipulated by the UGC.

PROGRAM STRUCTURE

	Code	Course	Hours / Week	Total Hours	Credit
Semester 1	CH 50 01 01	Organometallics and Nuclear Chemistry	4	72	4
	CH 50 01 02	Structural and Molecular Organic Chemistry	4	72	4
	CH 50 01 03	Quantum Chemistry and Group Theory	4	72	4
	CH 50 01 04	Thermodynamics, Kinetic Theory and Statistical Thermodynamics	3	54	4
	CH 50 02 05	Inorganic Chemistry Practical-1	3	54	Evaluation at the end of second semester
	CH 50 02 06	Organic Chemistry Practical-1	3	54	
	CH 50 02 07	Physical Chemistry Practical-1	4	72	
		Total	25	450	16
Semester 2	CH 50 02 01	Coordination Chemistry	4	72	4
	CH 50 02 02	Organic Reaction Mechanisms	4	72	4
	CH 50 0203	Chemical Bonding and Computational Chemistry	4	72	3
	CH 50 0204	Molecular Spectroscopy	3	54	3
	CH 50 0205	Inorganic Chemistry Practical-1	3	54	3
	CH 50 0206	Organic Chemistry Practical-1	3	54	3
	CH 50 0207	Physical Chemistry Practical-1	4	72	3
			Total	25	450
Semester 3	CH 50 03 01	Structural Inorganic Chemistry	4	72	4
	CH 50 03 02	Organic Syntheses	4	72	4
	CH 01 03 03	Chemical Kinetics, Surface Chemistry and Crystallography	4	72	4
	CH 50 03 04	Spectroscopic Methods in Chemistry	3	54	4
	CH 01 0405	Inorganic Chemistry Practical-2	3	54	Evaluation at the end of fourth semester
	CH 01 0406	Organic Chemistry Practical-2	3	54	
	CH 01 0407	Physical Chemistry Practical-2	4	72	

		Total	25	450	16
		Elective(Group A)			
Semester 4	CH 80 04 01	Advanced Inorganic Chemistry	5	90	4
	CH 80 04 02	Advanced Organic Chemistry	5	90	4
	CH 80 04 03	Advanced Physical Chemistry	5	90	4
		Elective(GroupB)			
	CH 81 04 01	Advances In Polymer Science And Technology	5	90	4
	CH 81 04 02	Analytical Chemistry	5	90	4
	CH 81 04 03	Medicinal Chemistry	5	90	4
	CH 01 0404	Project			2
	CH 01 0405	Inorganic Chemistry Practical-2	3	54	3
	CH 01 0406	Organic Chemistry Practical-2	3	54	3
	CH 01 0407	Physical Chemistry Practical-2	4	72	3
	CH 01 0408	Viva			2
		Total	25	450	25
GRAND TOTAL					80

SEMESTER 1

CH 50 01 01 ORGANOMETALLICS AND NUCLEAR CHEMISTRY

Credit: 4

Contact Lecture Hours: 72

Objective of the course

The learners should be able to apply and analyse the methods of synthesis and the mechanism of selected catalytic organic reactions from the structure-bonding aspects and reactivity of simple organometallic compounds, the functions of transition metal ions in biological systems and the applications of radioactive isotopes in various fields

Unit 1: Organometallic Compounds-Synthesis, Structure and Bonding (18 Hrs)

- 1.1 Haptonomenclature of organometallic compounds, organometallic compounds with linear pi donor ligands-olefins, acetylenes, dienes and allyl complexes-synthesis, structure and bonding.
- 1.2 Synthesis and structure of complexes with cyclic pi donors, metallocenes and cyclic arene complexes, bonding in ferrocene and dibenzenechromium, carbene and carbyne complexes.
- 1.3 Metal carbonyls: CO as a π -bonding ligand, synergism, preparation, properties, structure and bonding of simple mono and binuclear metal carbonyls, metal nitrosyls, metal cyanides and dinitrogen complexes. Polynuclear metal carbonyls with and without bridging. Carbonyl clusters-LNCCS and HNCCS, Isoelectronic and isolobal analogy, Wade-Mingos rules, cluster valence electrons. IR spectral studies of bridging and non-bridging CO ligands.

Unit 2: Reactions of Organometallic Compounds (9 Hrs)

- 2.1 Substitution reactions: Nucleophilic ligand substitution, nucleophilic and electrophilic attack on coordinated ligands.
- 2.2 Addition and elimination reactions-1,2 additions to double bonds, carbonylation and decarbonylation. Oxidative addition- concerted addition, S_N2 , radical and ionic mechanisms. Reductive elimination- binuclear reductive elimination and σ -bond metathesis. Oxidative coupling and reductive decoupling. Insertion (migration) and elimination reactions – insertions of CO and alkenes, insertion into M-H versus M-R, α , β , γ and δ eliminations.
- 2.3 Redistribution reactions, fluxional isomerism of allyl, cyclopentadienyl and allene systems.

Unit 3: Catalysis by Organometallic Compounds

(18 Hrs)

- 3.1 Homogeneous and heterogeneous organometallic catalysis: Tolman catalytic loops, alkene hydrogenation using Wilkinson catalyst.
- 3.2 Reactions of carbon monoxide and hydrogen-the water gas shift reaction, the Fischer-Tropsch reaction (synthesis of gasoline).
- 3.3 Hydroformylation of olefins using cobalt and rhodium catalysts.
- 3.4 Polymerization by organometallic initiators and templates for chain propagation-Ziegler Natta catalysts, polymerisation by metallocene catalysts.
- 3.5 Carbonylation reactions: Monsanto acetic acid process, olefin hydroformylation- oxo process, carbonylation of alkenes and alkynes in the presence of a nucleophile- the Reppe reaction. Carbonylation of aryl halides in the presence of a nucleophile.
- 3.6 Olefin metathesis-synthesis gas based reactions, photodehydrogenation catalyst ("Platinum Pop").
- 3.7 Oxidation of olefins: Palladium catalysed oxidation of ethylene-the Wacker process, epoxidation of olefins, hydroxylation by metal-oxo complexes
- 3.8 Asymmetric catalysis- Asymmetric hydrogenation, isomerisation and epoxidation.
- 3.9 C-H activation and functionalization of alkanes and arenes: Radicaltype oxidation, hydroxylation, dehydrogenation, carbonylation and regioselective borylation of alkanes and cycloalkanes. Radicaltype reactions, electrophilic reactions, carbonylation and borylation of arenes. Insertion of alkenes and alkynes in the Ar-H bond.
- 3.10 Application of palladium catalysts in the formation of C-O and C-N bonds, oxidative coupling reactions of alkynes with other unsaturated fragments for the formation of cyclic and heterocyclic compounds. The Dötz reaction.

Unit 4: Bioinorganic Compounds

(18 Hrs)

- 4.1 Essential and trace elements in biological systems, toxic effects of metals (Cd, Hg, Cr, Pb and As), structure and functions of biological membranes, mechanism of ion transport across membranes, sodium pump, ionophores, valinomycin. Phosphate esters in biology, Redox metalloenzymes, cytochromes-cytochrome P450.
- 4.2 Oxygen carriers and oxygen transport proteins: Structure and functions of haemoglobins and myoglobin, oxygen transport mechanism, cooperativity, Bohr effect. Structure and functions of haemerythrin and haemocyanin.
- 4.3 Biochemistry of zinc and copper: Structure and functions of carbonic anhydrase, carboxypeptidase A and superoxide dismutase.

- 4.4 Other important metal containing biomolecules: Vitamin B₁₂ and the vitamin B₁₂ coenzymes, photosynthesis-chlorophyll a, PS I and PS II.
- 4.5 Role of calcium in muscle contraction, blood clotting mechanism and biological calcification. Metals in medicine-therapeutic applications of cis-platin, radioisotopes and MRI agents.

Unit 5: Nuclear Chemistry

(9 Hrs)

- 5.1 Nuclear Reactions: Q value and reaction threshold, reaction cross section, cross section and reaction rate, neutron capture cross section- variation of neutron capture cross section with energy (1/V law). Nuclear fission - fission fragments and mass distribution, fission yields, fission energy, fission cross section and threshold fission neutrons, nuclear fusion reactions and their applications.
- 5.2 Principles of counting technique: G.M. counter, proportional, ionization and scintillation counters, cloud chamber.
- 5.3 Synthesis of transuranic elements: Neptunium, Plutonium, Curium, Berkelium, Einsteinium, Mendelevium, Nobelium, Lawrencium
- 5.4 Analytical applications of radioisotopes-radiometric titrations, kinetics of exchange reactions, measurement of physical constants including diffusion constants, Radioanalysis, Neutron Activation Analysis, Prompt Gamma Neutron Activation Analysis and Neutron Absorptometry.
- 5.5 Radiation chemistry of water and aqueous solutions. Measurement of radiation doses. Relevance of radiation chemistry in biology, organic compounds and radiation polymerization.

References

1. J.E. Huheey, E.A. Keiter, R.L. Keiter, Inorganic Chemistry Principles of Structure and Reactivity, 4th Edn., Harper Collins College Publishers, 1993.
2. F.A. Cotton, G. Wilkinson, C.A. Murillo, M. Bochmann, Advanced Inorganic Chemistry, 6th edition, Wiley-Interscience, 1999.
3. K.F. Purcell, J.C. Kotz, Inorganic Chemistry, Holt-Saunders, 1977.
4. P. Powell, Principles of Organometallic Chemistry, 2nd Edn., Chapman and Hall, 1988.
5. B.E. Douglas, D.H. McDaniel, J. J. Alexander, Concepts and Models of Inorganic Chemistry, 3rd Edn., Wiley-India, 2007.
6. B.D. Gupta, A.J. Elias, Basic Organometallic Chemistry, Universities Press, 2010.
7. R.W. Hay, Bio Inorganic Chemistry, Ellis Horwood, 1984.
8. Sumit Bhaduri, Doble Mukesh, Homogeneous Catalysis: Mechanism and Industrial Applications, Wiley Interscience, 2000.
9. Astruc, D.; Organometallic Chemistry and Catalysis, Springer Verlag, 2007.
10. Robert H. Crabtree, The Organometallic Chemistry of the Transition Metals, 4th Edn., Wiley Interscience, 2005.

11. R. M. Roat-Malone, *Bioinorganic Chemistry A Short Course*, Wiley Interscience, 2007.
12. Robert R. Crichton, *Biological Inorganic Chemistry A New Introduction to Molecular Structure and Function*, Elsevier, 2012.
13. H.J. Arnikar, *Essentials of Nuclear Chemistry*, Wiley Eastern, 1982.
14. S.N. Goshal, *Nuclear Physics*, S. Chand and Company, 2006.

CH 50 01 02 STRUCTURAL AND MOLECULAR ORGANIC CHEMISTRY

Credit: 4

Contact Lecture Hours: 72

Objectives of the Course

To learn and apply the fundamental concepts and mechanisms of organic and photochemical reactions, stereochemistry and conformational analysis of organic compounds

Unit 1: Basic Concepts in Organic Chemistry

(18 Hrs)

- 1.1 Review of basic concepts in organic chemistry: Bonding, hybridisation, MO picture of butadiene and allyl systems.
- 1.2 Electron displacement effects: Inductive effect, electromeric effect, resonance effect, hyperconjugation, steric effect. Bonding weaker than covalent bonds.
- 1.3 Concept of aromaticity: Delocalization of electrons - Hückel's rule, criteria for aromaticity, examples of neutral and charged aromatic systems - annulenes. NMR as a tool, carbon nanotubes and graphene
- 1.4 Mechanism of electrophilic and nucleophilic aromatic substitution reactions with examples. Arenium ion intermediates. S_N1 , S_NAr , $SRN1$ and benzyne mechanisms.

Unit 2: Physical Organic Chemistry

(9Hrs)

- 2.1 Energy profiles. Kinetic versus thermodynamic control of product formation, Hammond postulate, kinetic isotope effects with examples. Linear free energy relationships-Hammet equation, Taft equation.
- 2.2 Catalysis by acids, bases and nucleophiles with examples from acetal, cyanohydrin. Ester formation and hydrolysis reactions of esters-AAC2, AAC1, AAL1, BAC2 and BAL1 mechanisms. Hard and soft acids, bases - HSAB principle and its applications (organic reactions only)

Unit 3: Organic Photochemistry

(9hrs)

- 3.1 Photoreactions of carbonyl compounds: Norrish reactions of ketones. Paterno-Buchi reaction. Barton (nitrite ester reaction); Di- π -methane and Photo Fries rearrangements, photochemistry of conjugated dienes (butadiene only), photochemistry of vision.

Unit 4: Stereochemistry of Organic Compounds

(18Hrs)

- 4.1 Stereoisomerism: Definition based on symmetry and energy criteria, configuration and conformational stereoisomers, introduction to Akamptisomerism(basic idea only)

- 4.2 Center of chirality: Molecules with C, N, S based chiral centers, absolute configuration, enantiomers, racemic modifications, R and S nomenclature using Cahn-Ingold-Prelog rules, molecules with a chiral center and C_n, molecules with more than one center of chirality, definition of diastereoisomers, constitutionally symmetrical and unsymmetrical chiral molecules, erythro and threo nomenclature.
- 4.3 Axial, planar and helical chirality with examples, stereochemistry and absolute configuration of allenes, biphenyls and binaphthyls, ansa and cyclophanic compounds, spiranes, exo-cyclic alkylidenecycloalkanes.
- 4.4 Topicity and prostereoisomerism, topicity of ligands and faces as well as their nomenclature, NMR distinction of enantiotopic/diastereotopic ligands.
- 4.5 Geometrical isomerism: nomenclature, E-Z notation, methods of determination of geometrical isomers, interconversion of geometrical isomers.

Unit 5: Conformational Analysis

(18 Hrs)

- 5.1 Conformational descriptors :Factors affecting conformational stability of molecules, conformational analysis of substituted ethanes, cyclohexane and its derivatives, decalins, adamantane, norbornane, sucrose and lactose.
- 5.2 Conformation and reactivity of elimination (dehalogenation, dehydrohalogenation, semipinacolic deamination and pyrolytic elimination - Saytzeff and Hofmann eliminations), substitution and oxidation of 2° alcohols.
- 5.3 Chemical consequence of conformational equilibrium - Curtin Hammett principle.

References

1. R. Bruckner, *Advanced Organic Chemistry: Reaction Mechanisms*, Academic Press, 2002.
2. F.A. Carey, R.A. Sundberg, *Advanced Organic Chemistry, Part A: Structure and Mechanisms*, 5th Edn., Springer, 2007.
3. J. Clayden, N. Greeves, S. Warren, P. Wothers, *Organic Chemistry*, Oxford University Press, 2004.
4. T.H. Lowry, K.S. Richardson, *Mechanism and Theory in Organic Chemistry*, 2nd Edn., Harper & Row, 1981.
5. N.S. Isaacs, *Physical Organic Chemistry*, ELBS/Longman, 1987.
6. D. Nasipuri, *Stereochemistry of Organic Compounds: Principles and Applications*, 3rd Edn., New Age Pub., 2010.
7. D.G. Morris, *Stereochemistry*, RSC, 2001.
8. E.L. Eliel, S.H. Wilen, *Stereochemistry of Organic Compounds*, John Wiley & Sons, 1994.

9. N.J. Turro, V. Ramamurthy, J.C. Scaiano, Principles of Molecular Photochemistry: An Introduction, University Science books, 2009.
10. N.J. Turro, Modern Molecular Photochemistry, Benjamin Cummings, 1978.
11. K.K.R. Mukherjee, Fundamentals of Photochemistry, New Age Pub., 1978.
12. Jerry March, Advanced Organic Chemistry: Reactions, Mechanisms, and Structure
13. Nature Chemistry, Vol 10, 2018, pp 618 – 624.

CH 50 01 03 QUANTUM CHEMISTRY AND GROUP THEORY

Credit: 4

Contact Lecture Hours: 72

Objective of the course

Revise and update the fundamental ideas, mathematical concepts, applications of Group theory and quantum mechanics to molecular systems. The learners should be able to categorise common molecules into various point groups and apply the great orthogonality theorem to derive the character tables of various point groups.

Unit 1 Group Theory and Applications in Chemical Bonding (36 Hrs)

- 1.1. Symmetry elements and symmetry operations.
- 1.2. Determination of point groups of molecules and ions (organic / inorganic / complex) belonging to C_n , C_s , C_i , C_{nv} , C_{nh} , $C_{\infty v}$, D_{nh} , $D_{\infty h}$, D_{nd} , T_d and O_h point groups.
- 1.3. Symmetry in crystals: 32 crystallographic point groups (no derivation), Hermann-Mauguin symbols. Screw axis-pitch and fold of screw axis, glide planes, space groups (elementary idea only)
- 1.4. Mathematical groups: Properties, Abelian groups, cyclic groups, sub groups, similarity transformation, classes - C_{2v} , C_{3v} and C_{2h} .
- 1.5. Group multiplication tables (GMTs) - C_{2v} , C_{3v} and C_{2h} , isomorphic groups.
- 1.6. Matrix representation of elements like E, C_n, S_n, I, σ -matrix representation of point groups like C_{2v} , C_{3v} , C_{2h} , C_{4v} - trace / character, block factored matrices.
- 1.7. Reducible and irreducible representations, standard reduction formula, statement of great orthogonality theorem (GOT). Construction of character tables for C_{2v} , C_{2h} , C_{3v} and C_{4v} .
- 1.8. Application in chemical bonding: Projection operator, transformation properties of atomic orbitals, construction of symmetry adapted linear combination of atomic orbitals (SALCs) of C_{2v} , C_{3v} , D_{3h} and C_{2h} molecules.

Unit 2 Quantum Mechanics and Applications (36Hrs)

- 2.1. Experimental foundation of quantum mechanics: Elementary ideas of black body radiation, photoelectric effect and atomic spectra. Need of quantum mechanics. Concept of matter wave, de Broglie relation, uncertainty principle and its consequences.
- 2.2. Postulates of Quantum Mechanics: State function or wave function postulate: Born interpretation of the wave function, well behaved functions, orthonormality of wave functions. Operator postulate: Operator algebra, linear and nonlinear operators, Laplacian operator, commuting and noncommuting operators, Hermitian operators

and their properties, eigen functions and eigen values of an operator. Eigen value postulate: eigen value equation, eigen functions of commuting operators. Expectation value postulate. Postulate of time-dependent Schrödinger equation, conservative systems and time-independent Schrödinger equation.

- 2.3. Translational motion: Free particle in one-dimension, particle in a one dimensional box with infinite potential walls, particle in a one-dimensional box with finite potential walls-tunneling, particle in a three dimensional box, separation of variables, degeneracy.
- 2.4. Vibrational motion: One-dimensional harmonic oscillator (complete treatment), Hermite equation (solving by method of power series), Hermite polynomials, recursion relation, wave functions and energies-important features, harmonic oscillator model and molecular vibrations.
- 2.5. Rotational motion: Co-ordinate systems, cartesian, cylindrical polar and spherical polar coordinates and their relationships. The wave equation in spherical polar coordinates-particle on a ring, the ϕ equation and its solution, wave functions in the real form. Non-planar rigid rotor (or particle on a sphere), separation of variables, the ϕ and the θ equations and their solutions, Legendre and associated Legendre equations, Legendre and associated Legendre polynomials. Spherical harmonics (imaginary and real forms), polar diagrams of spherical harmonics.
- 2.6. Quantization of angular momentum, quantum mechanical operators corresponding to angular momenta (L_x , L_y , L_z and L^2), commutation relations between these operators. Spherical harmonics as eigen functions of angular momentum operators L_z and L^2 . Ladder operator method for angular momentum, space quantization.
- 2.7. Quantum Mechanics of Hydrogen-like Atoms: Potential energy of hydrogen-like systems. The wave equation in spherical polar coordinates: separation of variables- r , θ and ϕ equations and their solutions, wave functions and energies of hydrogen-like atoms. Orbitals: Radial functions, radial distribution functions, angular functions and their plots. Dirac's relativistic equation for hydrogen atom (Elementary idea only).
- 2.8. Spin orbitals: Construction of spin orbitals from orbitals and spin functions, spin orbitals for many electron atoms, symmetric and antisymmetric wave functions. Pauli's exclusion principle, Slater determinants.

References

1. I.N. Levine, Quantum Chemistry, 7th Edn., Pearson Education Inc., 2016.
2. P.W. Atkins, R.S. Friedman, Molecular Quantum Mechanics, 4th Edn., Oxford University Press, 2005.
3. D.A. McQuarrie, Quantum Chemistry, University Science Books, 2008.
4. J.P. Lowe, K Peterson, Quantum Chemistry, 3rd Edn., Academic Press, 2006.
5. R. Anatharaman, Fundamentals of Quantum Chemistry, Macmillan India, 2001.
6. R.K. Prasad, Quantum Chemistry, 3rd Edn., New Age International, 2006.

7. T. Engel, Quantum Chemistry and Spectroscopy, Pearson Education, 2006.
8. H. Metiu, Physical Chemistry: Quantum Mechanics, Taylor & Francis, 2006.
9. L. Pauling, E.B. Wilson, Introduction to Quantum Mechanics, McGraw-Hill, 1935.
10. M.S. Pathania, Quantum Chemistry and Spectroscopy (Problems & Solutions), Vishal Publications, 1984.
11. F.A. Cotton, Chemical Applications of Group Theory, 3rd Edn., Wiley Eastern, 1990.
12. L. H. Hall, Group Theory and Symmetry in Chemistry, McGraw Hill, 1969
13. V. Ramakrishnan, M.S. Gopinathan, Group Theory in Chemistry, Vishal Publications, 1992.
14. S. Swarnalakshmi, T. Saroja, R.M. Ezhilarasi, A Simple Approach to Group Theory in Chemistry, Universities Press, 2008.
15. S.F.A. Kettle, Symmetry and Structure: Readable Group Theory for Chemists, 3rd Edn., Wiley, 2007.
16. A. Vincent, Molecular Symmetry and Group Theory: A Programmed Introduction to Chemical Applications, 2nd Edn., Wiley, 2000.
17. A.S. Kunju, G. Krishnan, Group Theory and its Applications in Chemistry, PHI Learning, 2010
18. K. Veera Reddy, Symmetry and Spectroscopy of molecules, New Age International (P) Ltd, 1999

CH 50 01 04 THERMODYNAMICS, KINETIC THEORY AND STATISTICAL THERMODYNAMICS

Credit: 4

Contact Lecture Hours: 54

Objective of the course

The learners should be able to apply principles and laws of equilibrium thermodynamics to multicomponent systems, to calculate thermodynamic properties of ideal gases and real gases using the principles and techniques of statistical thermodynamics. They should be familiar with the properties and theories of gases.

Unit 1: Classical Thermodynamics

(18 Hrs)

- 1.1 Mathematical foundations for thermodynamics-variables of thermodynamics, extensive and intensive quantities, equation for total differential, conversion formulas, exact differentials-general formulation, reciprocity characteristics, homogeneous functions, Euler's theorem.(Non-evaluative)
- 1.2 Thermodynamic equations of state. Maxwell relations and significance, irreversible processes - Clausius inequality.
- 1.3 Free energy, thermodynamic equilibria and free energy functions, temperature dependence of free energy - Gibbs Helmholtz equation, applications of Gibbs Helmholtz equation.
- 1.4 Partial molar quantities, chemical potential and Gibbs-Duhem equations, variation of chemical potential with temperature and pressure, determination of partial molar volume and enthalpy.
- 1.5 Fugacity, relation between fugacity and pressure, determination of fugacity of a real gas, variation of fugacity with temperature and pressure. Activity, dependence of activity on temperature and pressure.
- 1.6 Thermodynamics of mixing, Gibbs-Duhem-Margules equation, applications of Gibbs-Duhem- Margules equation- Kononov's first and second laws, excess thermodynamic functions-free energy, enthalpy, entropy and volume, determination of excess enthalpy and volume.
- 1.7 Chemical affinity and thermodynamic functions, effect of temperature and pressure on chemical equilibrium- Vant Hoff reaction isochore and isotherm.
- 1.8 Third law of thermodynamics, Nernst heat theorem, determination of absolute entropies using third law.
- 1.9 Three component systems-graphical representation. Solid-liquid equilibria, ternary solutions with common ions, hydrate formation, compound formation. Liquid-liquid

equilibria-one pair of partially miscible liquids, two pairs of partially miscible liquids, three pairs of partially miscible liquids.

Unit 2: Kinetic Theory of Gases

(9 Hrs)

- 2.1 Derivation of Maxwell's law of distribution of velocities, graphical representation, experimental verification of the law, most probable velocity, derivation of average, RMS and most probable velocities, collision diameter, collision frequency in a single gas and in a mixture of two gases, mean free path, frequency of collision, effusion, the rate of effusion, time dependence of pressure of an effusing gas, the law of corresponding states, transport properties of gases.

Unit 3: Statistical Thermodynamics

(27Hrs)

- 3.1 Brief history about the macroscopic and microscopic approach in science, permutation, probability, Stirling's approximation, macrostates and microstates, equal-a-priori principle and thermodynamic probability, phase-space, ensemble, types of ensembles.
- 3.2 Boltzmann distribution law, partition function and its physical significance, relation between molecular partition function and molar partition function, distinguishable and indistinguishable particles, partition function and thermodynamic functions, separation of partition function-translational, rotational, vibrational, and electronic partition functions, partition function for hydrogen. Thermal de-Broglie wavelength
- 3.3 Calculation of thermodynamic functions and equilibrium constants, thermodynamic probability and entropy, Sakur-Tetrode equation, statistical formulation of third law of thermodynamics, residual entropy, heat capacity of gases - classical and quantum theories.
- 3.4 Need for quantum statistics, Bosons and Fermions, Bose-Einstein statistics:, Bose-Einstein distribution law, Bose-Einstein condensation, first order and higher order phase transitions, liquid helium, Fermi- Dirac statistics:, Fermi- Dirac distribution law, application in electron gas, thermionic emission. Comparison of three statistics.
- 3.5 Heat capacity of solids- the vibrational properties of solids, Einstein's theory and its limitations, Debye theory and its limitations.

References

1. Irving M. Klotz, Robert M. Rosenberg, Chemical Thermodynamics, John Wiley & Sons, INC Publication, 2008
2. R.P. Rastogi, R.R. Misra, An introduction to Chemical Thermodynamics, Vikas publishing house, 1996.
3. J. Rajaram, J.C. Kuriakose, Thermodynamics, S Chand and Co., 1999.
4. M.W. Zemansky, R.H. Dittman, Heat and Thermodynamics, Tata McGraw Hill, 1981.
5. P.W. Atkins, Physical Chemistry, ELBS, 1994.

6. G.W. Castellan, Physical Chemistry, Addison-Wesley, 1983.
7. K.J. Laidler, J.H. Meiser, B.C. Sanctuary, Physical Chemistry, 4thEdn., Houghton Mifflin, 2003.
8. L.K. Nash, Elements of Classical and Statistical Mechanics, 2ndEdn., Addison Wesley, 1972.
9. D.A. McQuarrie, J.D. Simon, Physical Chemistry: A Molecular Approach, University Science Books, 1997.
10. F.W. Sears, G.L. Salinger, Thermodynamics, Kinetic Theory and Statistical Thermodynamics, Addison Wesley, 1975.
11. J. Kestin, J.R. Dorfman, A Course in Statistical Thermodynamics, Academic Press, 1971.
12. M.C. Gupta, Statistical Thermodynamics, New age international, 2007.

SEMESTER 2

CH 50 02 01 COORDINATION CHEMISTRY

Credit: 4

Contact Lecture Hours: 72

Objective of the course

The student shall acquire a foundation of chemistry of sufficient breadth and depth of co-ordination compounds which enable them to understand and apply their knowledge

Unit 1: Structural Aspects and Bonding

(18 Hrs)

- 1.1 Classification of complexes based on coordination numbers and possible geometries, sigma and pi bonding ligands such as CO, NO, CN⁻, R₃P, and Ar₃P. Stability of complexes, thermodynamic aspects of complex formation-Irving William order of stability, chelate effect.
- 1.2 Splitting of d orbitals in octahedral, tetrahedral, square planar, square pyramidal and trigonal bipyramidal fields, LFSE, Dq values, Jahn Teller (JT) effect, theoretical failure of crystal field theory, evidence of covalency in the metal-ligand bond, nephelauxetic effect, ligand field theory, molecular orbital theory- M.O energy level diagrams for octahedral and tetrahedral complexes without and with π -bonding, experimental evidences for pi-bonding.

Unit 2: Spectral and Magnetic Properties of Metal Complexes

(18 Hrs)

- 2.1 Electronic Spectra of complexes: Term symbols of dⁿ system, Racah parameters, splitting of terms in weak and strong octahedral and tetrahedral fields, correlation diagrams for d¹ and d⁹ ions in octahedral and tetrahedral fields (qualitative approach), d-d transitions, selection rules for electronic transitions-effect of spin orbit coupling and vibronic coupling.
- 2.2 Interpretation of electronic spectra of complexes: Orgel diagrams and demerits, Tanabe Sugano diagrams, calculation of Dq, B and β (Nephelauxetic ratio) values, spectra of complexes with lower symmetries, charge transfer spectra, luminescence spectra.
- 2.3 Magnetic properties of complexes-paramagnetic and diamagnetic complexes, molar susceptibility, Gouy method for the determination of magnetic moment of complexes, spin only magnetic moment. Temperature dependence of magnetism- Curie's law, Curie-Weiss law, temperature independent paramagnetism (TIP), spin state cross over, antiferromagnetism-inter and intra molecular interaction, anomalous magnetic moments.

Unit 3: Kinetics and Mechanism of Reactions in Metal Complexes (18 Hrs)

- 3.1 Thermodynamic and kinetic stability, kinetics and mechanism of nucleophilic substitution reactions in square planar complexes- trans effect-theory and applications, effect of entering ligand, effect of leaving group and effect of ligands already present on reaction rate, effect of solvent and reaction pathways, substitution in tetrahedral and five-coordinate complexes.
- 3.2 Kinetics and mechanism of octahedral substitution- water exchange, dissociative and associative mechanisms, base hydrolysis, racemization reactions, solvolytic reactions (acidic and basic). Replacement reactions involving multidentate ligands- formation of chelates, effect of H^+ on the rates of substitution of chelate complexes, metal ion assisted and ligand assisted dechelation.
- 3.3 Electron transfer reactions: Outer sphere mechanism-Marcus theory, inner sphere mechanism-Taube mechanism, mixed outer and inner sphere reactions, two electron transfer and intramolecular electron transfer.

Unit 4: Stereochemistry of Coordination Compounds (9 Hrs)

- 4.1 Geometrical and optical isomerism in octahedral complexes, resolution of optically active complexes, determination of absolute configuration of complexes by ORD and circular dichroism, stereoselectivity and conformation of chelate rings, asymmetric synthesis catalyzed by coordination compounds,
- 4.2 Linkage isomerism: Electronic and steric factors affecting linkage isomerism, symbiosis-hard and soft ligands, Prussian blue and related structures, Macrocycles-crown ethers.

Unit 5: Coordination Chemistry of Lanthanoids and Actinoids (9 Hrs)

- 5.1 Term symbols for lanthanide ions, inorganic compounds and coordination complexes of the lanthanoids upto coordination No.12, electronic spectra and magnetic properties of lanthanoid complexes, organometallic complexes of the lanthanoids- σ -bonded complexes, cyclopentadienyl complexes, organolanthanoid complexes as catalysts.
- 5.2 General characteristics of actinoids-difference between 4f and 5f orbitals, coordination complexes of the actinoids- sandwich complexes, coordination complexes and organometallic compounds of thorium and uranium, comparative account of coordination chemistry of lanthanoids and actinoids with special reference to electronic spectra and magnetic properties.

References

1. F.A. Cotton, G. Wilkinson, Advanced Inorganic Chemistry: A Comprehensive Text, 3rd Edn., Interscience, 1972.

2. J.E. Huheey, E.A. Keiter, R.A. Keiter, *Inorganic Chemistry Principles of Structure and Reactivity*, 4thEdn., Pearson Education India, 2006.
3. K.F. Purcell, J.C. Kotz, *Inorganic Chemistry*, Holt-Saunders, 1977.
4. F. Basolo, R.G. Pearson, *Mechanisms of Inorganic Reaction*, John Wiley & Sons, 2006.
5. B.E. Douglas, D.H. McDaniel, J.J. Alexander, *Concepts and Models of Inorganic Chemistry*, 3rdEdn., Wiley-India, 2007.
6. R.S. Drago, *Physical Methods in Chemistry*, Saunders College, 1992.
7. B.N. Figgis, M.A. Hitchman, *Ligand Field Theory and its Applications*, Wiley-India, 2010.
8. J.D. Lee, *Concise Inorganic Chemistry*, 4thEdn., Wiley-India, 2008
9. R. G. Wilkins, *Kinetics and Mechanisms of Reactions of Transition Metal Complexes*, Wiley VCH, 2002.
10. G. A. Lawrance, *Introduction to Coordination Chemistry*, John Wiley & Sons Ltd, 2010.
11. C. E. Housecroft, A. G. Sharpe, *Inorganic Chemistry*, Pearson, 2012.

CH 50 02 02 ORGANIC REACTION MECHANISMS

Credit: 4

Contact Lecture Hours: 72

Objective of the course

To learn and understand the involvement of reactive intermediates, their structure and reactivity through various organic reactions, the orbital interactions (Woodward Hoffmann rules) in concerted reactions and apply knowledge for solving problems.

Unit 1: Review of Organic Reaction Mechanisms (9 Hrs)

- 1.1 Review of organic reaction mechanisms with special reference to nucleophilic and electrophilic substitution at aliphatic carbon (SN_1 , SN_2 , SN_i , SE_1 , SE_2), elimination (E_1 and E_2) and addition reactions (regioselectivity: Markovnikov's addition-carbocation mechanism, anti-Markovnikov's addition-radical mechanism). Elimination vs substitution.
- 1.2 A comprehensive study on the effect of substrate, reagent, leaving group, solvent and neighbouring group on nucleophilic substitution (SN_2 and SN_1) and elimination (E_1 and E_2) reactions.

Unit 2: Chemistry of Carbanions (9 Hrs)

- 2.1 Formation, structure and stability of carbanions; Reactions of carbanions: C-X bond ($X = C, O, N$) formations through the intermediary of carbanions. Chemistry of enolates and enamines. Kinetic and Thermodynamic enolates- lithium and boron enolates in aldol and Michael reactions, alkylation and acylation of enolates.
- 2.2 Nucleophilic additions to carbonyl groups: Name reactions under carbanion chemistry-mechanism of Claisen, Dieckmann, Knoevenagel, Stobbe, Darzen and acyloin condensations, Shapiro reaction and Julia elimination. Favorski rearrangement.
- 2.3 Ylids: chemistry of phosphorous and sulphurylids - Wittig and related reactions, Peterson olefination.

Unit 3: Chemistry of Carbocations (9 Hrs)

- 3.1 Formation, structure and stability of carbocations. Classical and non-classical carbocations.
- 3.2 C-X bond ($X = C, O, N$) formations through the intermediary of carbocations. Molecular rearrangements including Wagner-Meerwein, Pinacol-pinacolone, Semi-pinacol, Dienone-phenol and Benzilic acid rearrangements, Noyori annulation, Prins reaction.
- 3.3 C-C bond formation involving carbocations: Oxymercuration, Halolactonisation.

Unit 4: Carbenes, Carbenoids, Nitrenes and Arynes (9 Hrs)

- 4.1 Structure of carbenes (singlet and triplet), generation of carbenes, addition and insertion reactions.
- 4.2 Reactions of carbenes such as Wolff rearrangement, Reimer-Tiemann reaction. Reactions of ylides by carbenoid decomposition
- 4.3 Structure, generation and reactions of nitrene and related electron deficient nitrene intermediates.
- 4.4 Hoffmann, Curtius, Lossen, Schmidt and Beckmann rearrangement reactions.
- 4.5 Arynes: Generation, structure, stability and reactions. Orientation effect - amination of haloarenes.

Unit 5: Radical Reactions (9 Hrs)

- 5.1 Generation of radical intermediates and its (a) addition to alkenes, alkynes (inter and intramolecular) for C-C bond formation - Baldwin's rules (b) fragmentation and rearrangements - Hydroperoxide: formation, rearrangement and reactions. Autooxidation.
- 5.2 Name reactions involving radical intermediates: Barton deoxygenation and decarboxylation, McMurry coupling.

Unit 6: Chemistry of Carbonyl Compounds (9 Hrs)

- 6.1 Reactions of carbonyl compounds: Oxidation, reduction (Clemmensen and Wolff-Kishner), addition (addition of cyanide, ammonia, alcohol) reactions, Aldol condensation, Cannizzaro reaction, Addition of Grignard reagent. Structure and reactions of α , β -unsaturated carbonyl compounds involving electrophilic and nucleophilic addition - Michael addition, Mannich reaction, Robinson annulation.

Unit 7: Concerted Reactions (18 Hrs)

- 7.1 Classification :Electrocyclic, sigmatropic, cycloaddition, chelotropic,ene and dyotropic reactions. Woodward Hoffmann rules - Frontier orbital and orbital symmetry correlation approaches - PMO method (for electrocyclic and cycloaddition reactions only).
- 7.2 Highlighting pericyclic reactions in organic synthesis such as Claisen, Cope, Wittig, Mislow-Evans and Sommelet-Hauser rearrangements. Diels-Alder and Ene reactions (with stereochemical aspects), dipolar cycloaddition (introductory).
- 7.3 Unimolecular pyrolytic elimination reactions: Chelotropic elimination, decomposition of cyclic azo compounds, β -eliminations involving cyclic transition states such as N-oxides (Cope reaction), Acetates and Xanthates (Chugaev reaction).

7.4 Problems based on the above topics

References

1. R. Bruckner, *Advanced Organic Chemistry: Reaction Mechanism*, Academic Press, 2002.
2. F.A. Carey, R.A. Sundberg, *Advanced Organic Chemistry, Part B: Reactions and Synthesis*, 5thEdn., Springer, 2007.
3. W. Carruthers, I. Coldham, *Modern Methods of Organic Synthesis*, Cambridge University Press, 2005.
4. J. March, M.B. Smith, *March's Advanced Organic Chemistry: Reactions, Mechanisms, and Structure*, 6thEdn., Wiley, 2007.
5. A. Fleming, *Frontier Orbitals and Organic Chemical Reactions*, Wiley, 1976.
6. S. Sankararaman, *Pericyclic Reactions-A Text Book*, Wiley VCH, 2005.
7. R.T. Morrison, R.N. Boyd, S.K. Bhattacharjee, *Organic Chemistry*, 7thEdn., Pearson, 2011.
8. J. Clayden, N. Greeves, S. Warren, P. Wothers, *Organic Chemistry*, Oxford University Press, 2004.

CH 50 02 03 CHEMICAL BONDING AND COMPUTATIONAL CHEMISTRY

Credit: 3

Contact Lecture Hours: 72

Ojective of the course

The learners should be able to apply, analyze and evaluate group theoretical concepts in spectroscopy, extent the ideas of quantum mechanics from one electron system to many electron systems and various theories of chemical bonding.

Unit 1: Application of Group Theory in Spectroscopy (18hrs)

- 1.1. Vibrational mode analysis using group theory taking H_2O, NH_3 and $trans-N_2F_2$ as examples using symmetry coordinates and internal coordinates method, prediction of IR and Raman activity, -rule of mutual exclusion, -redundant modes, out of plane modes.
- 1.2. Application in uv-visible spectroscopy, selection rules, orbital selection rules, transitions between non-degenerate states, prediction of electronic transitions in $C_{2v}, C_{3v}, C_{4v}, C_{2h}$ and C_{4h} using direct product terms, spin selection rules, relaxation in selection rules and distortion.
- 1.3. Application in hybridization, determination of hybridization and hybrid functions in CH_4, BF_3 and PCl_5
- 1.4. Group theory and optical activity (brief study)

Unit 2 : Approximation Methods in Quantum Mechanics (18 Hrs)

- 2.1 Many-body problem and the need of approximation methods, independent particle model. Variation method: Variation theorem with proof, illustration of variation theorem using the trial function $\chi(a-x)$ for particle in a 1D-box and using the trial function e^{-ar} for the hydrogen atom, variation treatment for the ground state of helium atom.
- 2.2 Perturbation method, time-independent perturbation method (non-degenerate case only), first order correction to energy and wave function, illustration by application to particle in a 1D-box with slanted bottom, perturbation treatment of the ground state of the helium atom. Qualitative idea of Hellmann-Feynman theorem.
- 2.3 Hartree-Fock method, multi-electron atoms. Hartree-Fock equations (no derivation). The Fock operator, core hamiltonian, coulomb operator and exchange operator. Qualitative treatment of Hartree-Fock Self-Consistent Field (HFSCF) method. Roothan's concept of basis functions, Slater type orbitals (STO) and Gaussian type orbitals (GTO), sketches of STO and GTO.

Unit 3: Chemical Bonding

(18 Hrs)

- 3.1 Schrödinger equation for molecules. Born-Oppenheimer approximation, valence bond (VB) theory, VB theory of H₂ molecule, singlet and triplet state functions (spin orbitals) of H₂.
- 3.2 Molecular Orbital (MO) theory, MO theory of H₂⁺ ion, MO theory of H₂ molecule, MO treatment of homonuclear diatomic molecules Li₂, Be₂, N₂, O₂ and F₂ and heteronuclear diatomic molecules LiH, CO, NO and HF, bond order. Correlation diagrams, non-crossing rule, spectroscopic term symbols for diatomic molecules, comparison of MO and VB theories.
- 3.3 Hybridization, quantum mechanical treatment of sp, sp² and sp³ hybridisation. Semiempirical MO treatment of planar conjugated molecules, Hückel Molecular Orbital (HMO) theory of ethene, allyl systems, butadiene and benzene. Calculation of charge distributions, bond orders and free valency.

Unit 4: Computational Quantum Chemistry

(18 Hrs)

- 4.1 Introduction and scope of computational chemistry, potential energy surface, conformational search, global minimum, local minima, saddle points.
- 4.2 Ab initio methods: A review of Hartree-Fock method, self-consistent field (SCF) procedure. Roothaan concept basis functions. Basis sets and its classification: Slater type and Gaussian type basis sets, minimal basis set, Pople style basis sets. Hartree-Fock limit. Post Hartree-Fock methods - introduction to Møller Plesset perturbation theory, configuration interaction, coupled cluster and semi empirical methods.
- 4.3 Introduction to Density Functional Theory (DFT) methods: Hohenberg-Kohn theorems, Kohn-Sham orbitals, exchange correlation functional, local density approximation, generalized gradient approximation, hybrid functionals (only the basic principles and terms need to be introduced).
- 4.4 Comparison of ab initio, semi empirical and DFT methods.
- 4.5 Molecular geometry input: Cartesian coordinates and internal coordinates, Z matrix, Z-matrix of single atom, diatomic molecule, non-linear triatomic molecule, linear triatomic molecule, polyatomic molecules like ammonia, methane and ethane. General format of GAMESS / Firefly input file, single point energy calculation, geometry optimization, constrained optimization and frequency calculation. Koopmans' theorem.
- 4.6 Features of molecular mechanics force field-bond stretching, angle bending, torsional terms, non-bonded interactions and electrostatic interactions. Commonly used force fields- AMBER and CHARMM.

References

1. N. Levine, Quantum Chemistry, 7thEdn., Pearson Education Inc., 2016.
2. P.W. Atkins, R.S. Friedman, Molecular Quantum Mechanics, 4thEdn., Oxford University Press, 2005.
3. D.A. McQuarrie, Quantum Chemistry, University Science Books, 2008.
4. J.P. Lowe, K Peterson, Quantum Chemistry, 3rdEdn., Academic Press, 2006.
5. R. Anatharaman, Fundamentals of Quantum Chemistry, Macmillan India, 2001.
6. R.K. Prasad, Quantum Chemistry, 3rdEdn., New Age International, 2006.
7. T. Engel, Quantum Chemistry and Spectroscopy, Pearson Education, 2006.
8. H. Metiu, Physical Chemistry: Quantum Mechanics, Taylor & Francis, 2006.
9. L. Pauling, E.B. Wilson, Introduction to Quantum Mechanics, McGraw-Hill, 1935.
10. M.S. Pathania, Quantum Chemistry and Spectroscopy (Problems & Solutions), Vishal Publications, 1984.
11. F.A. Cotton, Chemical Applications of Group Theory, 3rdEdn., Wiley Eastern, 1990.
12. L. H. Hall, Group Theory and Symmetry in Chemistry, McGraw Hill, 1969
13. V. Ramakrishnan, M.S. Gopinathan, Group Theory in Chemistry, Vishal Publications, 1992.
14. S. Swarnalakshmi, T. Saroja, R.M. Ezhilarasi, A Simple Approach to Group Theory in Chemistry, Universities Press, 2008.
15. S.F.A. Kettle, Symmetry and Structure: Readable Group Theory for Chemists, 3rd Edn., Wiley, 2007.
16. A. Vincent, Molecular Symmetry and Group Theory: A Programmed Introduction to Chemical Applications, 2ndEdn., Wiley, 2000.
17. A.S. Kunju, G. Krishnan, Group Theory and its Applications in Chemistry, PHI Learning, 2010.
18. K.I. Ramachandran, G. Deepa, K. Namboori, Computational Chemistry and Molecular Modeling: Principles and Applications, Springer, 2008.
19. A. Hinchliffe, Molecular Modelling for Beginners, 2ndEdn., John Wiley & Sons, 2008.
20. C.J. Cramer, Essentials of Computational Chemistry: Theories and Models, 2ndEdn., John Wiley & Sons, 2004.
21. D.C. Young, Computational Chemistry: A Practical Guide for Applying Techniques to RealWorld Problems, John Wiley & Sons, 2001.

Softwares

A) Molecular Mechanics:

Arguslab, Tinker, NAMD, DL-POLY, CHARMM, AMBER

B) Ab initio, semiempirical and dft:

1. Firefly / PC GAMESS available from <http://classic.chem.msu.su/gran/games/>

2. WINGAMESS available from <http://www.msg.ameslab.gov/games/>

C) Graphical User Interface (GUI):

1. Gabedit available from <http://gabedit.sourceforge.net/>

2. wxMacMolPlt available from <http://www.scl.ameslab.gov/MacMolPlt>

- 4.2 Electronic spectra of polyatomic molecules, spectra of transitions localized in a bond or group, free electron model. Different types of lasers-solid state lasers, continuous wave lasers, gas lasers and chemical laser, frequency doubling, applications of lasers.

Unit 5: Nuclear Magnetic Resonance Spectroscopy (18 Hrs)

- 5.1 Theory of NMR Spectroscopy: Interaction between nuclear spin and applied magnetic field, important magnetically active nuclei. Nuclear energy levels, population of energy levels, Larmor precession, relaxation methods. Chemical shift and its representation- δ scale of PMR and CMR. Spin-spin coupling: Theory and illustration with AX system.
- 5.2 Fourier Transformation (FT) NMR Spectroscopy: Instrumentation of NMR technique, magnets, probe and probe tuning, Creating NMR signals, effect of pulses, rotating frame reference, FID, FT technique, data acquisition and storage. Pulse sequences- Pulse width, spins and magnetisation vector.
- 5.3 Solid state NMR-Applications. Magic Angle Spinning(MAS).

Unit 6: Other Magnetic Resonance Techniques (9 Hrs)

- 6.1 EPR Spectroscopy: Electron spin in molecules, interaction with magnetic field, g factor, factors affecting g values, determination of g values (g_{\parallel} and g_{\perp}), fine structure and hyperfine structure, Kramers' degeneracy, McConnell equation.
- 6.2 Theory and important applications of NQR Spectroscopy.
- 6.3 Mossbauer Spectroscopy: Principle, Doppler effect, recording of spectrum, chemical shift, factors determining chemical shift, application to metal complexes.

References

1. C.N. Banwell, E.M. McCash, Fundamentals of Molecular Spectroscopy, 4thEdn., Tata McGraw Hill, 1994.
2. G. Aruldas, Molecular Structure and Spectroscopy, Prentice Hall of India, 2001.
3. A.U. Rahman, M.I. Choudhary, Solving Problems with NMR Spectroscopy, Academic Press, 1996.
4. D.L. Pavia, G.M. Lampman, G.S. Kriz, Introduction to Spectroscopy, 3rdEdn., Brooks Cole, 2000.
5. R.S. Drago, Physical Methods in Inorganic Chemistry, Van Nostrand Reinhold, 1965.
6. R.S. Drago, Physical Methods in Chemistry, Saunders College, 1992.
7. W. Kemp, NMR in chemistry-A Multinuclear Introduction, McMillan, 1986.
8. H. Kaur, Spectroscopy, 6thEdn., PragatiPrakashan, 2011.
9. H. Gunther, NMR Spectroscopy, Wiley, 1995.
10. D.A. McQuarrie, J.D. Simon, Physical Chemistry: A Molecular Approach, University Science Books, 1997.

11. D.N. Sathyanarayan, *Electronic Absorption Spectroscopy and Related Techniques*, Universities Press, 2001.
12. D.N. Sathyanarayana, *Vibrational Spectroscopy: Theory and Applications*, New Age International, 2007.
13. D.N. Sathyanarayana, *Introduction To Magnetic Resonance Spectroscopy ESR,NMR,NQR*, IK International, 2009.

SEMESTERS 1 AND 2

CH 50 02 05 INORGANIC CHEMISTRY PRACTICAL-1

Credit: 3

Contact Lab Hours: 54+54=108

Objective of the Course

The learners should be able to apply the principles of qualitative and quantitative analytical techniques in inorganic chemistry for identification of ions and preparation and characterization of inorganic complexes

PART I

Separation and identification of a mixture of four cations (a mixture of two familiar ions such as Ag^+ , Hg^{2+} , Pb^{2+} , Cu^{2+} , Bi^{2+} , Cd^{2+} , As^{3+} , Sn^{2+} , Sb^{3+} , Fe^{2+} , Fe^{3+} , Al^{3+} , Cr^{3+} , Zn^{2+} , Mn^{2+} , Co^{2+} , Ni^{2+} , Ca^{2+} , Sr^{2+} , Ba^{2+} , Mg^{2+} , Li^+ , Na^+ , K^+ and NH_4^+ and two less familiar metal ions such as Tl, W, Se, Mo, Ce, Th, Ti, Zr, V, U and Li). Anions which need elimination not to be given. Minimum eight mixtures to be given.

PART II

Colorimetric estimation of Fe, Cu, Ni, Mn, Cr, NH_4^+ , nitrate and phosphate ions.

PART III

Preparation and characterization complexes using IR, NMR and electronic spectra.

- (a) Tris (thiourea)copper(I) complex
- (b) Potassium tris (oxalate) aluminate (III).
- (c) Hexammine cobalt (III) chloride.
- (d) Tetrammine copper (II) sulphate.
- (e) Schiff base complexes of various divalent metal ions.
- (f) Bis(dimethylglyoximato)nickel(II)
- (g) Prussian blue

References

1. A.I. Vogel, G. Svehla, Vogel's Qualitative Inorganic Analysis, 7thEdn., Longman,1996.
2. A.I. Vogel, A Text Book of Quantitative Inorganic Analysis, Longman, 1966.
3. I.M. Koltoff, E.B. Sandell, Text Book of Quantitative Inorganic analysis, 3rdEdn., McMillian, 1968.
4. V.V. Ramanujam, Inorganic Semimicro Qualitative Analysis, The National Pub.Co., 1974.
5. J. Singh, R. K. P. Singh, J. Singh, LDS Yadav, I. R. Siddiqui, J. Shrivastava, Advanced Practical Chemistry, Pragati Prakashan, 7th Edn., 2017.

CH 50 02 06 ORGANIC CHEMISTRY PRACTICAL-1

Credit: 3

Contact Lab Hours:54+54=108

Objective of the Course

The learners should be able to apply class room learning separation and purification of organic compounds and binary mixtures. They should be able to use the computational tools to draw the reaction schemes and spectral data to various organic reactions

PART I

General methods of separation and purification of organic compounds such as:

1. Solvent Extraction
2. Soxhlet Extraction
3. Fractional crystallization
4. TLC and Paper Chromatography
5. Column Chromatography
6. Membrane Dialysis

PART II

1. Separation of Organic binary mixtures by chemical/solvent separation methods
2. Quantitative separation of organic mixtures by column chromatography – Purity assessment of the components by TLC.

PART III

Drawing the reaction schemes (Based on Semester 1 and 2 theory) by ChemDraw, Symyx Draw and Chems sketch. Draw the structures and generate the IR and NMR spectra of the substrates and products in the following reactions:

1. Condensation
 - (a) Dieckmann condensation
 - (b) Claisen condensation
 - (c) Darzen condensation
 - (d) Aldol condensation
2. Oxidation / Reduction
 - (a) Ozonolysis
 - (b) Baeyer Villiger oxidation
 - (c) Cannizaro reaction
 - (d) Clemmenson reduction
3. Rearrangement
 - (a) Benzilic acid rearrangement
 - (b) Pinacol – Pinacolone rearrangement
 - (c) Dienone – Phenol rearrangement
 - (d) Wagner – Meerwein rearrangement

4. Pericyclic reaction
 - (a) Diels – Alder reaction
 - (b) Cope rearrangement

References

1. A.I. Vogel, A Textbook of Practical Organic Chemistry, Longman, 1974.
2. A.I. Vogel, Elementary Practical Organic Chemistry, Longman, 1958.
3. F.G. Mann, B.C Saunders, Practical Organic Chemistry, 4th Edn., Pearson Education India, 2009.
4. R. Adams, J.R. Johnson, J.F. Wilcox, Laboratory Experiments in Organic Chemistry, Macmillan, 1979.

CH 50 02 07 PHYSICAL CHEMISTRY PRACTICAL-1.

Credit: 3

Contact Lab Hours: 72+72 =144

Objective of the Course

The learners should be able to apply the conceptual understanding acquired from the theory classes

(One question each from both parts A and B will be asked for the examination)

PART A

I. Adsorption

Verification of Freundlich and Langmuir adsorption isotherm Charcoal Acetic acid or Charcoal-Oxalic acid system

Determination of concentration of given acid using the isotherm

II. Phase diagrams

Construction of phase diagram of simple eutectics

Effect of KCl/Succinic acid on Critical Solution Temperature of phenol water system

Construction of phase diagram of three component system with one pair of partially miscible liquids

III. Distribution law

Distribution coefficient of Iodine between an organic solvent and water

Determination of the equilibrium constant of the reaction $KI + I_2 \rightarrow KI_3$

Determination of unknown concentration of KI

IV. Surface tension

1. Determination of the surface tension of a liquid by

(a) Capillary rise method

(b) Drop number method

(c) Drop weight method

2. Determination of Parachor values

3. Determination of the composition of two liquids by surface tension measurements

4. Determination of CMC of surfactants by surface tension measurements
- V. Determination of heat of solution from solubility measurements

PART B

Computational chemistry experiments

- VI. Experiments illustrating the capabilities of modern open source/ free computational chemistry packages in computing.
 - (a) Single point energy
 - (b) Geometry optimization
 - (c) Vibrational frequencies
 - (d) Population analysis
 - (e) Conformational analysis of ethane, transition state search
 - (f) Molecular orbitals, ionisation energy, electron affinity
 - (g) Dipolemoment, freevalence, bond order
 - (h) Determination of inversion barrier of simple molecules like NH_3 , H_2O , H_2O_2
 - (I) Determination of Z-matrices /Cartesian coordinates of furan, thiophene, pyrrole and benzene using structure drawing programs like Chemsketch and wwMacMolPlt.

References

1. J.B. Yadav, Advanced Practical Physical Chemistry, Goel Publishing House, 2001.
2. G.W. Garland, J.W. Nibler, D.P. Shoemaker, Experiments in Physical Chemistry, 8thEdn., McGraw Hill, 2009.
3. J.H. Jensen, Molecular Modeling Basics, CRC Press, 2010.
4. GAMESS documentation available from: [http://www. msg.ameslab.gov/games/ documentation. html](http://www.msg.ameslab.gov/games/ documentation. html)

SEMESTER 3

CH 50 03 01 STRUCTURAL INORGANIC CHEMISTRY

Credit: 4

Contact Lecture Hours: 72

Objective of the Course

The students must acquire basic information about the imperfections of solids, electrical and magnetic properties of solids and properties of inorganic chains, rings, cages and clusters. They should have an awareness about organometallic polymers and magnetic nanoparticles.

Unit 1: Solid State Chemistry

(18 Hrs)

- 1.1 Structure of solids: Imperfections in solids- line defects and plane defects. Structure of the following compounds - Zinc blende, Wurtzite, Rutile, fluorite, antiferite, Nickel Arsenide, Perovskite and Ilmenite. Spinel, inverse spinel structures.
- 1.2 Solid state reactions, diffusion coefficient, mechanisms, vacancy diffusion. Thermal decomposition of solid: Type I reactions, Type II reactions.
- 1.3 Phase transition in solids: Classification of phase transitions, first and second order phase transitions, martensitic transformations, order-disorder transitions and spinodal decomposition, kinetics of phase transitions, sintering, growing single crystals-crystal growth from solution, growth from melt and vapour deposition technique.

Unit 2: Electrical, Magnetic and Optical Properties

(18 Hrs)

- 2.1 Free electron theory of solids. Band theory of solids: Applications to Transition metal compounds and compounds like NaCl, MgO and fullerenes. Energy bands-conductors and non-conductors, Mechanism of intrinsic and extrinsic semiconductors. Mobility of charge carriers- Hall Effect (derivation required). Piezo electricity, pyroelectricity and ferroelectricity- hysteresis.
- 2.2 Magnetic properties of transition metal oxides, garnets, spinels, ilmenites and perovskites, magnetoplumbites. Photoconductivity, photovoltaic effects, luminescence, applications of optical properties-phosphors, solid state lasers and solar cells.
- 2.4 Conductivity of pure metals. Super conductivity-Type I and Type II superconductors, Meissner effect, BCS theory of superconductivity (derivation not required)-Cooper pairs. High temperature superconductors, superconducting cuprates - YBaCu oxide system. Josephson's Junction, conventional superconductors, organic superconductors, fullerenes, carbon nanotubes and graphenes.

Unit 3: Inorganic Chains and Rings (9 Hrs)

- 3.1 Chains: Catenation, heterocatenation, silicones. Zeolites: Synthesis, structure and applications, isopoly acids of vanadium, molybdenum and tungsten, heteropoly acids of Mo and W, polythiazil-one dimensional conductors. Infinite metal chains
- 3.2 Rings, topological approach to boron hydrides, styx numbers. Heterocyclic inorganic ring systems: Structure and bonding in phosphorous-sulphur and sulphur-nitrogen compounds. Homocyclic inorganic ring systems: Structure and bonding in sulphur, selenium and phosphorous compounds.

Unit 4: Inorganic Cages and Clusters (9 Hrs)

- 4.1 Synthesis, structure and bonding of cage like structures of phosphorous. Boron cage Aluminium, indium and gallium clusters, cages and clusters of germanium, tin and lead, cages and clusters of tellurium, Mercuride clusters in amalgams. Medical applications of boron clusters- nucleic acid precursors, DNA binders, application of C_2B_{10} for Drug Design, Nuclear receptor ligands bearing C_2B_{10} cages.

Unit 5: Organometallic Polymers (9 Hrs)

- 5.1 Polymers with organometallic moieties as pendant groups, polymers with organometallic moieties in the main chain, condensation polymers based on ferrocene and on rigid rod polyynes, poly(ferrocenylsilane)s, applications of Poly(ferrocenylsilane)s and related polymers, applications of rigid-rod polyynes, polygermanes and polystannanes, polymers prepared by ring opening polymerization, organometallic dendrimers.

Unit 6: Magnetic Nanoparticles and Synthesis of Solids (9 Hrs)

- 6.1 Synthesis of Solids: Nucleation, growth, epitaxy and topotaxy, methods for the synthesis of $MgAl_2O_4$, silica glass, indium tin oxide and their coatings, zeolites and alumina based abrasives, hydrothermal synthesis, intercalation and deintercalation, preparation of thin films, electrochemical methods, chemical vapour deposition. Synthesis of amorphous silica and diamond films, sputtering and laser ablation.
- 6.2 Magnetic nanoparticles, superparamagnetism and thin films, applications of magnetic nanoparticles- data storage, Magnetic Resonance Imaging (MRI) and Contrast Enhancement using magnetic nanoparticles, biomedical applications of magnetic nanoparticles.

References

1. L.V. Azaroff, Introduction to Solids, Mc Graw Hill, 1984.
2. A.R. West, Solid State Chemistry and its Applications, Wiley-India, 2007.
3. D.K. Chakrabarty, Solid State Chemistry, New Age Pub., 2010.

4. D.M. Adams, *Inorganic Solids: An Introduction to Concepts in Solid State Structural Chemistry*, Wiley, 1974.
5. C.N.R. Rao, K.J. Rao, *Phase Transitions in Solids*, McGraw Hill, 2010.
6. B.E. Douglas, D.H. McDaniel, J.J. Alexander, *Concepts and Models of Inorganic Chemistry*, 3rd Edn., John Wiley & sons, 2006.
7. A. Earnshaw, *Introduction to Magnetochemistry*, Academic Press, 1968.
8. J.E. Huheey, E.A. Keiter, R.L. Keiter, *Inorganic Chemistry Principles of Structure and Reactivity*, 4th Edn., Harper Collins College Pub., 1993.
9. F.A. Cotton, G. Wilkinson, C.A. Murillo, M. Bochmann, *Advanced Inorganic Chemistry*, 6th Edn., Wiley-Interscience, 1999.
10. K.F. Purcell, J.C. Kotz, *Inorganic Chemistry*, Holt-Saunders, 1977.
11. Wai Kee Li, Gong-Du Zhou, Thomas Chung Wai Mak, *Advanced Structural Inorganic Chemistry*, International Union of Crystallography, 2008.
12. Matthias Driess, Heinrich Nöth, *Molecular Clusters of the Main Group Elements*, Wiley-VCH, 2004.
13. Richard J.D. Tilley, *Understanding Solids*, 2nd edition, Wiley, 2013.
14. G.L. Hornyak, J.J. Moore, H.F. Tibbals, J. Dutta, *Fundamentals of Nanotechnology*, CRC Press, 2009.
15. Chris Binns, *Introduction to nanoscience and nanotechnology*, Wiley, 2010.
16. Vadapalli Chandrasekhar, *Inorganic and organometallic polymers*, Springer, 2005.
17. Anthony R. West, *Basic Solid State Chemistry*, John Wiley and Sons, 1988.

CH 50 03 02 ORGANIC SYNTHESSES

Credit : 4

Contact Lecture Hours: 72

Objective of the course

To understand the various organic reactions and reagents as tools for the synthesis of organic compounds. To learn the principles of protecting group chemistry and retrosynthetic approach towards organic synthesis.

Unit 1: Organic Synthesis via Oxidation and Reduction (18 Hrs)

- 1.1 Survey of organic reactions with special reference to oxidation and reduction. Metal based and non-metal based oxidations of (a) alcohols to carbonyls [(Chromium-John's oxidation, Collin's oxidation, Sarrett oxidation), Manganese, aluminium and DMSO (Swern oxidation, Moffatt-Pfitzner oxidation, Kornblum oxidation, Corey-Kim oxidation)] based reagents (b) alkenes to epoxides (peroxides/peracids based)-Sharpless asymmetric epoxidation, Jacobsen epoxidation, Shi epoxidation (c) alkenes to diols (Manganese and Osmium based)-Prevost reaction and Woodward modification (d) alkenes to carbonyls with bond cleavage (Manganese based, ozonolysis) (e) alkenes to alcohols/carbonyls without bond cleavage-hydroboration-oxidation, Wacker oxidation, selenium based allylic oxidation (f) ketones to ester/lactones- Baeyer-Villiger oxidation.
- 1.2 (a) Catalytic hydrogenation (Heterogeneous: Palladium/Platinum/Rhodium and Nickel. Homogeneous: Wilkinson). (b) Metal based reductions- Birch reduction, pinacol formation, acyloin formation (c) Enzymatic reduction using Baker's yeast.

Unit 2: Modern Synthetic Methods (18Hrs)

- 2.1 Baylis-Hillman reaction, Henry reaction, Nef reaction, Kulinkovich reaction, Ritter reaction, Sakurai reaction, Tishchenko reaction. Brook rearrangement. Tebbe olefination. Metal mediated C-C and C-X coupling reactions: Heck, Stille, Suzuki-Miyaura, Negishi, Sonogashira, Nozaki-Hiyama-Kishi, Buchwald-Hartwig, Ullmann and Glaser coupling reactions. Click reactions (Huisgen 1,3-dipolar addition).
- 2.2 Multicomponent reactions-Ugi reaction, Passerini reaction and Biginelli reaction.

Unit 3: Synthetic Reagents (9Hrs)

- 3.1. Hydride transfer reagents from Group III and Group IV in reductions - LiAlH_4 , DIBAL-H, Red-Al, NaBH_4 and NaCNBH_3 , selectrides, trialkylsilanes and trialkyl stannane. Aluminum isopropoxide (oxidation and reduction). Reagents such as NBS, DDQ and DCC. Gilman reagent. DMAP-Borane, PCC, DEAD (Mitsunobu reaction).

Unit 4: Construction of Carbocyclic and Heterocyclic Ring Systems (9 Hrs)

- 4.1 Synthesis of four, five and six-membered rings, photochemical approaches for the synthesis of four membered rings-oxetanes and cyclobutanes, ketene cycloaddition (inter and intra molecular), Pauson-Khand reaction, Volhardt reaction, Bergman cyclization, Nazarovcyclization, cation-olefin cyclization and radical-olefin cyclization.
- 4.2 Inter-conversion of ring systems (contraction and expansion)-Demjenov reaction, Reformatsky reaction. Construction of macrocyclic rings-ring closing metathesis (Grubb's catalyst).
- 4.3 Formation of heterocyclic rings: 5-membered ring heterocyclic compounds with one or more than one hetero atom like N, S or O - pyrrole, furan, thiophene, imidazole, thiazole and oxazole.

Unit 5: Protecting Group Chemistry (9 Hrs)

- 5.1 Protection and deprotection of hydroxy, carboxyl, carbonyl, and amino groups. Chemo and regio selective protection and deprotection.
- 5.2 Protection and deprotection in peptide synthesis: common protecting groups used in peptide synthesis, protecting groups used in solution phase and solid phase peptide synthesis (SPPS).

Unit 6: Retrosynthetic Analysis (9 Hrs)

- 6.1 Basic principles and terminology of retrosynthesis: synthesis of aromatic compounds, one group and two group C-X disconnections; one group C-C and two group C-C disconnections.
- 6.2 Amine and alkene synthesis: important strategies of retrosynthesis, functional group transposition, important functional group interconversions. Retrosynthesis of D-luciferin. Functional equivalents and reactivity-Umpolung reaction (Ireland-Claisen rearrangement).

References

1. M.B. Smith, Organic Synthesis, 3rdEdn., Wavefunction Inc., 2010.
2. F.A. Carey, R. I. Sundberg, Advanced Organic Chemistry, Part A and B, 5thEdn., Springer, 2007.
3. S. Warren, P. Wyatt, Organic Synthesis: The Disconnection Approach, 2ndEdn., Wiley, 2008.
4. www.arkat-usa.org (Retrosynthesis of D-luciferin).
5. I. Ojima, Catalytic Asymmetric Synthesis, 3rdEdn., John Wiley & Sons, 2010.
6. W. Carruthers, I. Coldham, Modern Methods of Organic Synthesis, 4thEdn., Cambridge University Press, 2004.
7. J. Clayden, N. Greeves, S. Warren, P. Wothers, Organic Chemistry, Oxford University Press, 2001.

8. R. Noyori, *Asymmetric Catalysis in Organic Synthesis*, John Wiley & Sons, 1994.
9. L. Kuerti, B. Czako, *Strategic Applications of Named Reactions in Organic Synthesis*, Elsevier Academic Press, 2005.
10. R.O.C. Norman, J.M. Coxon, *Principles of Organic Synthesis*, 3rdEdn., Chapman and Hall, 1993.
11. V.K. Ahluwalia, L.S. Kumar, S. Kumar, *Chemistry of Natural Products*, CRS Press, 2007.

CH 01 03 03 CHEMICAL KINETICS, SURFACE CHEMISTRY AND CRYSTALLOGRAPHY

Credit: 4

Contact Lecture Hours: 72

Objective of the Course

To recognise the fundamental theories of reaction rates, mechanism of chain reactions, different types of surfaces, application of various isotherms in surface catalysed reactions, symmetries of different crystal point groups and types and examples of liquid crystals

Unit 1: Chemical Kinetics

(27 Hrs)

- 1.1 Theories of reaction rates: Collision theory, kinetic theory of collisions, steric factor, potential energy surfaces. Conventional transition state theory, thermodynamic formulation of the reaction rate-Eyring equation. Comparison of the two theories. Significance of ΔG^\ddagger , ΔH^\ddagger and ΔS^\ddagger , volume of activation. Effect of pressure and volume on velocity of gas reactions.
- 1.2 Unimolecular reactions: Lindemann- Hinshelwood mechanism, qualitative idea of RRKM theory.
- 1.3 Chain reactions: Chain initiation processes, steady state treatment, kinetics of H_2-Cl_2 and H_2-Br_2 reactions, Rice-Herzfeld mechanism for decomposition of ethane and acetaldehyde, Goldfinger-Letort-Niclausse rules, branching chains, Semenov-Hinshelwood mechanism of branching chains, upper and lower explosion limits, the H_2-O_2 reaction, kinetics of step growth, free radical, cationic and anionic polymerization reactions.
- 1.4 Fast reactions: Relaxation, flow and shock methods, flash photolysis, NMR and ESR methods of studying fast reactions.
- 1.5 Reactions in solution: Factors determining reaction rates in solutions, effect of dielectric constant and ionic strength, cage effect, Bronsted-Bjerrum equation, primary and secondary kinetic salt effect.
- 1.6 Acid-base catalysis: Specific and general catalysis, Skrabal diagram, Bronsted catalysis law, prototropic and protolytic mechanism with examples, acidity function.
- 1.7 Enzyme catalysis and its mechanism, Michelis-Menten equation, effect of pH and temperature on enzyme catalysis.
- 1.8 Introduction to oscillating chemical reactions: autocatalysis, autocatalytic mechanism of oscillating reactions, the Lotka-Volterra mechanism, the brusselator, the Oregonator, bistability.

Unit 2: Surface Chemistry

(27 Hrs)

- 2.1 Different types of surfaces, thermodynamics of surfaces, Gibbs adsorption equation and its verification, surfactants and micelles, surface films, surface pressure and surface potential and their measurements and interpretation.
- 2.2 Application of low energy electron diffraction and photoelectron spectroscopy, ESCA and Auger electron spectroscopy, scanning probe microscopy-AFM and STM, ion scattering, SEM and TEM in the study of surfaces.
- 2.3 Surface Enhanced Raman Scattering, surfaces for SERS studies, chemical enhancement mechanism, surface selection rules, principle and application of SERS in surface chemistry.
- 2.4 Adsorption: The Langmuir theory, kinetic and statistical derivation, multilayer adsorption-BET theory, Use of Langmuir and BET isotherms for surface area determination. Application of Langmuir adsorption isotherm in surface catalysed reactions, the Eley-Rideal mechanism and the Langmuir-Hinshelwood mechanism, flash desorption.
- 2.5 Colloids: structure and stability, the electrical double layer, zeta potential, electrokinetic phenomena- sedimentation potential and streaming potential, Donnan membrane equilibrium.
- 2.6 Macromolecules: Different averages, methods of molecular mass determination - osmotic, viscosity, sedimentation and light scattering methods.

Unit 3: Crystallography

(18 Hrs)

- 3.1 Miller indices, point groups (derivation not expected), translational symmetry, glide planes and screw axes, space groups, simple cases like triclinic and monoclinic systems, interplanar spacing and method of determining lattice types, reciprocal lattices, methods of characterizing crystal structure, rotating crystal method, powder X-ray diffraction method, determination of structure of sodium chloride by powder method, comparison of the structures of NaCl and KCl, brief outline of single crystal X-ray diffraction and crystal growth techniques.
- 3.2 Structure factor: Atomic scattering factor, coordinate expression for structure factor, structure by Fourier synthesis.
- 3.3 Liquid crystals: Mesomorphic state, types, examples and application of liquid crystals.

References

1. J. Rajaram, J.C. Kuriakose, Kinetics and Mechanisms of Chemical Transformations, Macmillan India, 2000.
2. K.J. Laidler, Chemical kinetics, 3rdEdn., Harper & Row, 1987.
3. C. Kalidas , Chemical Kinetic Methods: Principles of Fast Reaction Techniques and Applications, New Age International, 2005.
4. J.W. Moore, R.G. Pearson, Kinetics and Mechanisms, John Wiley & Sons, 1981.
5. P.W. Atkins, Physical Chemistry, 9th Edn, Oxford University press, 2010
6. D.A. McQuarrie, J.D. Simon, Physical chemistry: A Molecular Approach, University Science Books, 1997
7. A.W. Adamson, A.P. Gast, Physical Chemistry of Surfaces, 6thEdn., John Wiley & sons, 1997.
8. L.V. Azaroff, Introduction to Solids, Mc Graw Hill, 1984.
9. D.K. Chakrabarty, Solid State Chemistry, New Age Pub., 2010.
10. A.R. West, Basic Solid State Chemistry, John Wiley & Sons, 1999.

CH 50 03 04 SPECTROSCOPIC METHODS IN CHEMISTRY

Credit :4

Contact Lecture Hours: 54

Objective of the Course

The learners should be able to apply the different spectroscopic methods to solve problems based on it, spectral data for explaining important organic reactions and functional transformations.

Unit 1: Ultraviolet-Visible and Chiro-optical Spectroscopy (9 Hrs)

- 1.1 Energy levels and selection rules, Woodward-Fieser and Fieser-Kuhn rules.
- 1.2 Influence of substituent, ring size and strain on spectral characteristics. Solvent effect, Stereochemical effect, non-conjugated interactions. Chiro-optical properties-ORD, CD, octant rule, axial haloketone rule, Cotton effect-applications.
- 1.3 Problems based on the above topics.

Unit 2: Infrared Spectroscopy (9 Hrs)

- 2.1 Fundamental vibrations, characteristic regions of the spectrum (fingerprint and functional group regions), influence of substituent, ring size, hydrogen bonding, vibrational coupling and field effect on frequency, determination of stereochemistry by IR technique.
- 2.2 IR spectra of C=C bonds (olefins and arenes) and C=O bonds.
- 2.3 Problems on spectral interpretation with examples.

Unit 3: Nuclear Magnetic Resonance Spectroscopy (18 Hrs)

- 3.1 Magnetic nuclei with special reference to ^1H and ^{13}C nuclei. Chemical shift and shielding/deshielding, factors affecting chemical shift, relaxation processes, chemical and magnetic non-equivalence, local diamagnetic shielding and magnetic anisotropy. ^1H and ^{13}C NMR scales.
- 3.2 Spin-spin splitting: AX, AX₂, AX₃, A₂X₃, AB, ABC, AMX type coupling, first order and non-first order spectra, Pascal's triangle, coupling constant, mechanism of coupling- Dirac model. Karplus curve, quadrupole broadening and decoupling, homotopic, enantiotopic and diastereotopic protons, virtual coupling, long range coupling. NOE and cross polarization.
- 3.3 Simplification non-first order spectra to first order spectra: shift reagents, spin decoupling and double resonance, off resonance decoupling. Chemical shifts and homonuclear/heteronuclear couplings. Basis of heteronuclear decoupling.
- 3.4 2D NMR and COSY, HOMOCOSY and HETEROCOSY

3.5 Polarization transfer, selective population inversion, DEPT., sensitivity enhancement and spectral editing, MRI.

3.6 Problems on spectral interpretation with examples

Unit 4: Mass Spectrometry (9 Hrs)

4.1 Molecular ion: Ion production methods (EI). Soft ionization methods: SIMS, FAB, CA, MALDI-TOF, PD, field desorption electrospray ionization, fragmentation patterns (polyenes, alkyl halides, alcohols, phenols, aldehydes and ketones, esters), nitrogen and ring rules, McLafferty rearrangement and its applications, HRMS, MS-MS, LC-MS, GC-MS.

4.2 Problems on spectral interpretation with examples.

Unit 5: Structural Elucidation Using Spectroscopic Techniques (9 Hrs)

5.1 Identification of structures of unknown organic compounds based on the data from UV-Vis, IR, ^1H NMR and ^{13}C NMR spectroscopy (HRMS data or Molar mass or molecular formula may be given).

5.2 Interpretation of the given UV-Vis, IR and NMR spectra.

5.3 Spectral analysis of the following reactions/functional transformations:

1. Pinacol-Pinacolone rearrangement
2. Benzoin condensation
3. (4+2) cycloaddition
4. Beckmann rearrangement
5. Cis-trans isomerisation of azo compounds
6. Benzil-benzilic acid rearrangement
7. Fries rearrangement

References

1. D.L. Pavia, G.M. Lampman, G.S. Kriz, Introduction to Spectroscopy, 3rd Edn., Brooks Cole, 2000.
2. A.U. Rahman, M.I. Choudhary, Solving Problems with NMR Spectroscopy, Academic Press, 1996.
3. L. D. Field, S. Sternhell, J. R. Kalman, Organic Structures from Spectra, 4th Edn., John Wiley & sons, 2007.
4. C.N. Banwell, E.M. McCash, Fundamentals of Molecular Spectroscopy, 4th Edn., Tata McGraw Hill, 1994.

5. D.F. Taber, *Organic Spectroscopic Structure Determination: A Problem Based Learning Approach*, Oxford University Press, 2007.
6. H. Gunther, *NMR Spectroscopy*, 2nd Edn., Wiley, 1995.
7. R.M. Silverstein, G.C. Bassler, T.C. Morrill, *Spectroscopic Identification of Organic Compounds*, 5th Edn., Wiley, 1991.
8. D.H. Williams, I. Fleming, *Spectroscopic Methods in Organic Chemistry*, 6th Edn., McGraw-Hill, 2008.
9. W. Kemp, *Organic Spectroscopy*, 2nd Edn., Macmillan, 1987.
10. F. Bernath, *Spectra of Atoms and Molecules*, 2nd Edn., Oxford University Press, 2005.
11. E.B. Wilson Jr., J.C. Decius, P.C. Cross, *Molecular Vibrations: The Theory of Infrared and Raman Vibrational Spectra*, Dover Pub., 1980.
12. Online spectral databases including RIO-DB.

SEMESTER 4
ELECTIVE COURSES

(Any one group of 3 courses to be opted from the following two groups)

GROUP A

CH 80 04 01 ADVANCED INORGANIC CHEMISTRY

Credit: 4

Contact Lecture Hours: 90

Objective of the course

To analyse and apply group theoretical principles in hybridisation technique of molecules, in complexes for explaining well known theories. To have a knowledge about the preparation and characteristics of nanomaterials, metal organic frame works and types of supramolecules

Unit 1: Applications of Group Theory (27 Hrs)

- 1.1 Transformation properties of atomic orbitals, hybridization schemes for sigma and pi bonding with examples, symmetry adapted linear combination of atomic orbitals in tetrahedral, octahedral and sandwich complexes- ferrocene, formation of symmetry adapted group of ligand, MO diagrams.
- 1.2 Ligand field theory, splitting of d orbitals in different environments using group theoretical considerations, construction of energy level diagrams, correlation diagrams, method of descending symmetry, splitting terms for orbitals, energy levels, d-d transition-selection rules. Determination of modes of vibrations in IR and Raman spectra using character tables in tetrahedral, octahedral and square planar complexes.

Unit 2: Inorganic Spectroscopic Methods (9 Hrs)

- 2.1 Infrared and Raman Spectroscopy: Structural elucidation of coordination compounds containing the following molecules/ions as ligands-NH₃, H₂O, CO, NO, OH⁻, SO₄²⁻, CN⁻, SCN⁻, NO₂⁻ and X⁻ (X=halogen). Use of isotopes in interpreting and assigning vibrational spectra.
- 2.2 Electron Paramagnetic Resonance Spectroscopy: EPR of d¹ and d⁹ transition metal ions in cubic and tetragonal ligand fields, evaluation of g values and metal hyperfine coupling constants, electron-electron interactions, multiple resonance.
- 2.3 Mössbauer Spectroscopy: Applications of Mössbauer spectroscopy in the study of Fe(III) complexes. Compound Identification- the interhalogen compound I₂Br₂Cl₄, iron in very high oxidation states – Fe(V) and Fe(VI) nitride complexes.

Unit 3: Inorganic Photochemistry

(9 Hrs)

- 3.1 Excited states in transition metal complexes: Intra-ligand excited states and metal-centred excited states. Photochemical reactions: Substitution and redox reactions of Cr(III), Co(III), Rh(III) and Ru(II) complexes, manganese-based photosystems for the conversion of water into oxygen, applications-synthesis and catalysis, chemical actinometry and photochromism, metal-metal multiple bonds, dissociative photochemistry, ligand loss.
- 3.2 Metal complex sensitizers, electron relay, semiconductor supported metal oxide systems, water photolysis, nitrogen fixation and CO₂ reduction, dinitrogen splitting.

Unit 4: Nanomaterials

(18 Hrs)

- 4.1 Inorganic nanomaterials: General introduction to nanomaterials, synthesis and applications of nanoparticles of gold, silver, rhodium, palladium and platinum, synthesis and applications of metal oxides of transition and non-transition elements-SiO₂, TiO₂, ZnO, Al₂O₃, iron oxides and mixed metal oxide nanomaterials, non-oxide inorganic nanomaterials, porous silicon nanomaterials- fabrication and chemical and biological sensing applications.
- 4.2 Characterisation of Nanomaterials: UV-visible, Raman, XRD, SEM, TEM and AFM techniques.
- 4.3. Diversity in nanosystems: Self-assembled monolayers on gold-growth process and phase transition, gas phase clusters- formation, detection and analysis, quantum dots- preparation, characterization and applications, nanoshells-types of systems, characterization and application, inorganic nanotubes-synthetic strategies, structures, properties and applications. Nanocomposites- natural nanocomposites, polymer nanocomposites, metal and ceramic nanocomposites and clay nanocomposites.
- 4.4. Evolving interfaces of nanotechnology: Nanobiotechnology, nano-biosensors, nanotechnology for manipulation of biomolecules- optical tweezers, dielectrophoresis, biochips, labs on chips, and integrated systems, nanocatalysts, nanomedicines- importance of nanomaterials in the pharmaceutical industry and future possibilities for medical nanotechnology, nanoparticles for medical imaging, nanoparticles for targeting cancer cells, nanoencapsulation for drug delivery to tumours.

Unit 5: Chemistry of Materials

(9 Hrs)

- 5.1 Ceramic Structures: Mechanical properties, clay products, refractories-characterisation, properties and applications, non-silicon semiconductors as light emitting diodes, thermoelectric (TE) materials, applications of metals and alloys in hydrogen storage, inorganic organic hybrid composites- sol-gel ceramics, fillers in elastomers, polymer- modified ceramics.

- 5.2 Synthetic strategies for inorganic material design: Direct Combination, low temperature techniques, combinatorial synthesis.

Unit 6: Metal Organic Frame Works (9 Hrs)

- 6.1 Introduction, porous coordination polymers, frameworks with high surface area, Lewis acid frameworks, soft porous crystals, design of metal organic frameworks and design of functional metal organic frameworks by post-synthetic modification.
- 6.2 Applications of metal organic frameworks- separation and purification of gases by MOFs, hydrogen storage, MOFs in the pharmaceutical world.

Unit 7: Inorganic Supramolecular Chemistry (9 Hrs)

- 7.1 Types of Supermolecules, examples of inorganic supermolecules, synthetic strategies for inorganic super molecules and coordination polymers, molecular polygons and tubes, molecular polyhedra.
- 7.2 Diamondoid networks, inorganic crystal engineering using hydrogen bonds, organometallic crystal engineering, supramolecular self-assembly caused by ionic interactions- hydrocarbyls, amides and phosphides.

References

1. F.A. Cotton, Chemical Applications of Group Theory, Wiley-Interscience, 1990.
2. V. Ramakrishnan, M.S. Gopinathan, Group Theory in Chemistry, Vishal Pub., 1985.
3. A.S. Kunju, G. Krishnan, Group Theory and its Applications in Chemistry, PHI Learning, 2010
4. K. Nakamoto, IR and Raman Spectra of Inorganic and Coordination Complexes, Part A Theory and Applications in Inorganic Chemistry, 6th Edn., John Wiley & sons, 1997.
5. R.S. Drago, Physical Methods in Chemistry, Saunders College, 1992.
6. D. W. H. Rankin, N. W. Mitzel, C. A. Morrison, Structural Methods in Molecular Inorganic Chemistry, Wiley, 2013.
7. A. K. Bridson, Inorganic Spectroscopic Methods, Oxford University Press, 1998.
8. Applied photochemistry, R. C. Evans, P. Douglas, H. D. Burrows, Applied Photochemistry, Springer, 2013.
9. D.M. Roundhill, Photochemistry and Photophysics of Metal Complexes, Plenum Press, 1994.
10. A.W. Adamson, P.D. Fleischauer, Concepts of Inorganic Photochemistry, Wiley, 1975.
11. V. Balzani, V. Carassiti, Photochemistry of Coordination Compounds, Academic Press, 1970.
12. Narendra Kumar, Sunita Kumbhath, Essentials in Nanoscience and Nanotechnology, Wiley, 2016.

13. G.L. Hornyak, J.J. Moore, H.F. Tibbals, J. Dutta, Fundamentals of Nanotechnology, CRC Press, 2009.
14. T. Pradeep, Nano: the Essentials, Tata Mc Graw Hill, 2007.
15. Bradley D. Fahlman, Materials Chemistry, 3rd Edition, Springer, 2018.
16. Hee-Gweon Woo, Hong Li, Advanced Functional Materials, Springer, 2011.
17. John. N. Lalena, David A. Cleary, Principles of Inorganic Materials Design, Wiley, 2010.
18. David Farrusseng, Metal-Organic Frameworks. Wiley-VCH, 2011.
19. Fahmina Zafar and Eram Sharmin, Metal-Organic Frameworks, ExLi4EvA, 2016.
20. Wai Kee Li, Gong-Du Zhou, Thomas Chung Wai Mak, Advanced Structural Inorganic Chemistry, International Union of Crystallography, 2008.
21. Ionel Haiduc, Frank T. Edelman, Supramolecular Organometallic Chemistry, Wiley-VCH, 1999.
22. J. E. Mark, H. R. Allock, R. West, Inorganic Polymers, 2nd Edition, Oxford University Press, 2005.

and phenyl alanine, biogenesis of isoprenoids and alkaloids, biomimetic synthesis of progesterone (Johnson synthesis).

Unit 4: Stereoselective Transformations (9 Hrs)

- 4.1 Asymmetric induction - chiral auxiliaries and chiral pool.
- 4.2 Enantioselective catalytic hydrogenation developed by Noyori and Knowles.
- 4.3 Asymmetric aldol condensation pioneered by Evans.
- 4.4 Asymmetric Diels-Alder reactions.
- 4.5 Enantioselective synthesis of Corey lactone

Unit 5: Chemistry of Natural Products and Biomolecules (18 Hrs)

- 5.1 Synthesis of camphor, atropine, papaverine, quinine, cyanin, quercetin, β -carotene, testosterone, biosynthesis of PGE₂ and PGF₂ α .
- 5.3 Structure of proteins, nucleic acids and methods for primary structure determination of peptides (N-terminal - Sanger's method and Edmond's method; C-terminal - Akabara method and carboxy peptidase method), replication of DNA, flow of genetic information, protein biosynthesis, transcription and translation, genetic code, regulation of gene expression, DNA sequencing, The Human Genome Project, DNA profiling and the Polymerase Chain Reaction (PCR).

Unit 6: Medicinal Chemistry and Drug Designing (9 Hrs)

- 6.1 Introduction to Drug design: Modelling techniques, receptor proteins, drug-receptor interaction, drug action, drug selectivity, drug metabolism (Phase I and Phase II).
- 6.2 Mode of action of Warfarin (anticoagulant), organic nitrates (anti-anginal drug), Captopril (antihypertensive agent), Chloroquin (antimalarial drug).
- 6.3 Antibiotics: Penicillins (SAR expected), mode of action of chloramphenicol, tetracyclins and cephalosporins, drugs for cancer (Methotrexate), AIDS (Zidovudin) and diabetes (Metformin).

Unit 7: Advances in Polymer Chemistry (9 Hrs)

- 7.1 Conducting polymers, temperature resistant and flame retardant polymers, polymers for medical applications.
- 7.2 Dendrimers and dendritic polymers: Terminology, classification of dendrimers. Methods of synthesis: convergent and divergent approaches, applications of dendrimers. Hyperbranched polymers: Definition, synthesis, applications.

Unit 8: Research Methodology of Chemistry

(9 Hrs)

- 8.1 The search of knowledge, purpose of research, scientific methods, role of theory, characteristics of research.
- 8.2 Types of research: Fundamental, applied, historical and experimental research.
- 8.3 Chemical literature: Primary, secondary and tertiary sources of literature. Classical and comprehensive reference. Literature databases: ScienceDirect, SciFinder. Chemical Abstract.
- 8.4 Scientific writing: Research reports, thesis, journal articles, books. Types of publications: articles, communications, reviews.
- 8.5 Important scientific and Chemistry Journals. Impact factor.

References

1. J.M. Lehn, Supramolecular Chemistry: Concepts and Perspectives, VCH, 1995.
2. F. Vogtle, Supramolecular Chemistry: An Introduction, Wiley, 1993.
3. W. Carruthers, I. Coldham, Modern Methods of Organic Synthesis, Cambridge University Press, 2004.
4. J. Clayden, N. Greeves, S. Warren, P. Wothers, Organic Chemistry, Oxford University Press, 2004.
5. R.O.C. Norman, J.M. Coxon, Principles of Organic Synthesis, Blackie Academic and Professional, 1993.
6. V.K. Ahluwalia, Green Chemistry, Ane Books, 2009.
7. J.M. Berg, J.L. Tymoczko, L. Stryer, Biochemistry, 6th Edn., W.H. Freeman, 2010.
8. A.L. Lehninger, D.L. Nelson, M.M. Cox, Lehninger Principles of Biochemistry, 5th Edn., W.H. Freeman, 2008.
9. V.K. Ahluwalia, M. Chopra, Medicinal Chemistry, Ane Books, 2008.
10. S.V. Bhat, B.A. Nagasampagi, M. Sivakumar, Chemistry of Natural Products, Narosa, 2005.
11. T. Pradeep, Nano: the Essentials, Tata McGraw Hill, 2007.
12. R.L. Dominoswki, Research Methods, Prentice Hall, 1981.
13. J.W. Best, J.V. Kahn, Research in Education, 10th Edn., Pearson/Allyn & Bacon, 2006.
14. H.F. Ebel, C. Bliefert, W.E. Russey, The Art of Scientific Writing, Wiley-VCH, 2004.
15. V.K. Ahluwalia, Oxidation in Organic Synthesis, CRC Press, 2012.
16. V.K. Ahluwalia, Green Chemistry, Narosa Publishing House, 2013
17. Jonathan W Steed & Jerry L Atwood, Supramolecular Chemistry, Wiley, 2nd Edition
18. Katsuhiko Ariga, Toyoki Kunitake, Supramolecular Chemistry – Fundamentals and Applications, Springer

CH 80 04 03 **ADVANCED PHYSICAL CHEMISTRY**

Credit: 4

Contact Lecture Hours: 90

Objective of the course

To know the excited states involved in a photochemical reaction, to analyse and apply diffraction methods and atomic spectroscopic techniques. The students should be able to apply theories in electrochemistry to analyse the kinetics of electrode reactions.

Unit 1: Photochemistry

(18 Hrs)

- 1.1 Quantum yield, chemical actinometry, excimers and exciplexes, photosensitization, chemiluminescence, bioluminescence, thermoluminescence, pulse radiolysis, hydrated electrons, photostationary state, dimerization of anthracene, ozone layer in the atmosphere.
- 1.2 Principle of utilization of solar energy: solar cells, types of solar cells-amorphous silicon solar cell, cadmium telluride solar cell, copper indium gallium selenide solar cell.
- 1.3 Quenching of fluorescence and its kinetics, Stern-Volmer equation, concentration quenching, fluorescence and structure, delayed fluorescence, E-type and P-type, effect of temperature on emissions, photochemistry of environment, green house effect, two photon absorption spectroscopy, lasers in photochemical kinetics.

Unit: 2 Fluorescence Spectroscopy

(9 Hrs)

- 2.1 Instrumentation: light source, monochromator, optical filters, photomultiplier tube, polarizers, fluorescence sensing, mechanism of sensing, sensing techniques based on collisional quenching, energy transfer and electron transfer, examples of pH sensors. Novel fluorophores: long life time metal-ligand complexes.

Unit 3: Diffraction Methods and Atomic Spectroscopic Techniques

(9 Hrs)

- 3.1 Electron diffraction of gases, Wierl's equation, Neutron diffraction method, Comparison of X-ray, electron and neutron diffraction methods.
- 3.2 Atomic absorption spectroscopy (AAS), principle of AAS, absorption of radiant energy by atoms, classification of atomic spectroscopic methods, measurement of atomic absorption, instrumentation.
- 3.3 Atomic emission spectroscopy (AES), advantages and disadvantages of AES, origin of spectra, principle and instrumentation.
- 3.4 Flame emission spectroscopy (FES), flames and flame temperature, spectra of metals in flame, instrumentation.

Unit 4: Electrochemistry and Electromotive Force

(27 Hrs)

- 4.1 Theories of ions in solution, Drude and Nernst's electrostriction model and Born's model, Debye-Huckel theory, derivation of Debye-Huckel-Onsager equation, validity of DHO equation for aqueous and non aqueous solutions, Debye-Falkenhagen effect, conductance with high potential gradients, activity and activity coefficients in electrolytic solutions, ionic strength, Debye-Huckel limiting law and its various forms, qualitative and quantitative tests of Debye-Huckel limiting equation, deviations from the DHLL, ion association, triple ions and conductance minima.
- 4.2 Electrochemical cells, concentration cells and activity coefficient determination, liquid junction potential, evaluation of thermodynamic properties, the electrode double layer, electrode-electrolyte interface, different models of double layer, theory of multilayer capacity, electro capillary, Lippmann equation, membrane potential.
- 4.3 Fuel cells- Theory and working of fuel cells- methanol fuel cell, H₂-O₂ fuel cell and solid oxide fuel cells.
- 4.4. Corrosion and methods of prevention, Pourbaix diagram and Evans diagrams.
- 4.5 Overvoltage: hydrogen and oxygen overvoltage, theories of overvoltage, Tafel equation and its significance, Butler-Volmer equation for simple electron transfer reactions, transfer coefficient, exchange current density, rate constants.

Unit 5: Electroanalytical Techniques

(18 Hrs)

- 5.1 Voltametry: Cyclic voltametry, ion selective electrodes, anodic stripping voltametry.
- 5.2 Polarography-decomposition potential, residual current, migration current, supporting electrolyte, diffusion current, polarogram, half wave potential, limiting current density, polarograph, explanation of polarographic waves.
- 5.3 The dropping mercury electrode, advantages and limitations of DME, quantitative analysis- pilot ion procedure, standard addition methods, qualitative analysis- determination of half wave potential of an ion, advantages of polarography.
- 5.4 Amperometric titrations: General principles of amperometry, instrumentation, application of amperometry in the qualitative analysis of anions and cations in solution, merits and demerits of amperometric titrations.
- 5.5 Coulometry: Coulometer-Hydrogen Oxygen coulometers, silver coulometer, coulometric analysis with constant current, coulometric titrations, application of coulometric titrations-neutralization titrations, complex formation titrations, redox titrations, advantages of coulometry.

Unit:6 Advanced Thermodynamics

(9 hrs)

- 6.1 Thermodynamics of irreversible processes with simple examples, general theory of non-equilibrium processes, entropy production, the phenomenological relations, the principle of microscopic reversibility, Onsager reciprocal relations, thermal osmosis and thermoelectric phenomena.
- 6.2 Bioenergetics, coupled reactions, ATP and its role in bioenergetics, high energy bond, free energy and entropy change in ATP hydrolysis, thermodynamic aspects of metabolism and respiration, glycolysis, biological redox reactions.

References

1. K.K. Rohatgi-Mukherjee, Fundamentals of Photochemistry, 2nd Edn., New Age International, 1986.
2. G. Aruldas, Molecular structure and Spectroscopy, PHI Learning, 2007.
3. B. Valeur, Molecular Fluorescence: Principles and Applications, Wiley-VCH 2002.
4. J. R. Lakowicz, Principles of Fluorescence Spectroscopy, 3rd Edn., Springer, 2006.
5. D.L. Andrews, A.A. Demidov, Resonance Energy Transfer, Wiley, 1999.
6. R.J. Silbey, R.A. Alberty, M.G. Bawendi, Physical Chemistry, 4th Edn., Wiley, 2005.
7. G.M. Barrow, Physical Chemistry, 5th Edn., Tata McGraw Hill, 2007.
8. K.J. Laidler, J.H. Meiser, B.C. Sanctuary, Physical Chemistry, 4th Edn., Houghton Mifflin, 2003.
9. P.W. Atkins, Physical Chemistry, ELBS, 1994.
10. G.W. Castellan, Physical Chemistry, Addison-Wesley, 1983.
11. S. Glasstone, Introduction to Electrochemistry, Biblio Bazar, 2011.
12. D. R. Crow, Principles and Applications of Electrochemistry, 4th Edn., S.Thornes, 1994.
13. B.K. Sharma, Electrochemistry, Krisna Prakashan, 1985.
14. John O'M Bockris and Amulya K.N. Reddy, Modern Electrochemistry Vol I & II Springer International Edn. 2006.
15. H. Kaur, Spectroscopy, 6th Edn., Pragati Prakashan, 2011.
16. A.I. Vogel, A Text Book of Quantitative Analysis including Instrumental Analysis, John Wiley & Sons, 1961.
17. H.H. Willard, J.A. Dean, L.L. Merritt, Instrumental Methods of Analysis, Van Nostrand, 1965.
18. D.A. Skoog, D.M. West, F.J. Holler, S.R. Crouch, Fundamentals of Analytical Chemistry, 8th Edn., Saunders College Pub., 2007.
19. C. Kalidas, M.V. Sangaranarayanan, Non-equilibrium Thermodynamics, Macmillan India, 2002.
20. J. Rajaram, J.C. Kuriakose, Thermodynamics, S Chand and Co., 1999
21. R.K. Murray, D.K. Granner, P. A. Mayes, V.W. Rodwell, Harper's Biochemistry, Tata McGraw Hill, 1999.
22. I. Tinoco, K. Sauer, J.C. Wang, J.D. Puglisi, Physical Chemistry: Principles and Applications in Biological Science, Prentice Hall, 2002

GROUP B

CH 81 04 01 ADVANCES IN POLYMER SCIENCE AND TECHNOLOGY

Credit: 4

Contact Lecture Hours: 90

Objective of the Course

To have a well organised knowledge about speciality polymers, polymer blends and composites, polymer mixing and compounding, adhesives, techniques of surface coating and to have an idea about fibre science and technology

Unit 1: Speciality Polymers

(18Hrs)

- 1.1 Poly electrolytes-the water soluble charged polymers, ionomers (ion containing polymers, conducting polymers, solid polymer electrolytes (SPE), electroluminescent polymers, fluoropolymers, block copolymers(multiphase polymers), polymer colloids, thermoplastic elastomers(TPE), polyblends (heterogeneous plastics), inter penetrating network (IPN) polymers, thermally stable polymers, telechelic polymers (functional polymers) polymer microgel, biomedical polymers.
- 1.2. Liquid crystalline polymers: definition and synthesis, main chain liquid crystalline polymers, side chain liquid crystalline polymers, combined side chain- main chain liquid crystalline polymers, liquid crystalline polymer networks, liquid crystalline elastomers, application of liquid crystalline polymers.
- 1.3. Dendritic polymers: origin of dendrimers, structure, properties, design and synthesis-divergent growth method, convergent growth method, medicinal application.
- 1.4. Introduction to: polymers for organic light-emitting diodes (OLEDs), organic and hybrid solar cell, supramolecular polymer science.

Unit 2: Adhesives and Surface Coating

(12Hrs)

- 2.1. Adhesives: introduction, theory, surface treatment, joint design, physical nature of adhesives, types of adhesives, natural glues, applications, elastomer adhesives, synthetic adhesives, olefinic polymer adhesives, types of epoxy adhesives, inorganic adhesives, bio adhesives, test methods in determining the strength and properties of adhesives.
- 2.2. Surface coating: introduction, types of coating, drying oils, types of resins, surfactants, surface preparation, coating methods, solvent selection, methods of coating, theory of powder coating, application of powder coating, curving process.
- 2.3. Corrosion, electroplating, hazards and safety measures in paint industry.

Unit 3: Polymer Blends and Composites

(18 Hrs)

- 3.1. Polymer blends: classification, principles and methods involved in the preparation of different polymer blends, study of polymer blends and alloys on the basis of miscibility, criteria for selection of polymer.
- 3.2. Compatibility of blends: principles of solubility and compatibility, thermodynamics of miscibility, mechanical compatibility.
- 3.3. Phase morphology: phase separation behaviour, morphology of blends and its determination- electron microscopy- domain structure.
- 3.4. Introduction to rheology of polymer blends: its relevance in processing, rheology– phase morphology relationships and their relevance, micro rheology, rheological models-solution, and suspension models.
- 3.5. Industrial applications of polymer blends.
- 3.6. Polymer composites: fundamental concepts, factors influencing the performance of polymer composites-aspect ratio, void content, length of the fibre, nature of the fibre, structure property relationship between fibre and matrix, modifications of the fibre surface, degree of interaction between fibre and matrix, wetting behaviour, degree of cross linking etc.,
- 3.7. Processing of thermoplastic composites- types of processing methods, solution, film, lamination, sandwich etc., processing conditions, advantages and disadvantages.
- 3.8. Fabrications of thermoset composites: hand layup method, compression and transfer moulding, pressure and vacuum bag process, filament winding, protrusion, reinforced RIM, RRIM, injection moulding of thermosets, SMC and DMC, advantages and disadvantages of each method.
- 3.9. Nano-composites- definition, types, methods of fabrication, characterization, uses and applications.

Unit 4: Polymer Compounding and Processing

(18Hrs)

- 4.1. Polymer mixing: introduction, basic concepts, mechanism of mixing and dispersion, mixing of solid-solid, liquid-liquid and liquid-solid, dispersive mixing, distributive mixing and laminar mixing, mixing indices, scale of segregation and intensity of segregation, kinetics of mixing, rheology of filled polymers.
- 4.2. Compounding: introduction, types and characteristics of compounds-polymer blends, polymer formulations, filled polymers and polymer composites, compounding practice, mixing types, solid additives, morphology of filler additives, filler reinforcement, compatibilizers-mechanism and theory, filler surface modification and interfacial agents, dispersion of polymer nanoparticles in polymer melt, fillers and

reinforcements viz. carbon black, ZnO, calcium carbonate, titanium oxide, nano clay, glass fibers, organic fillers, nanofillers.

- 4.3. Polymer processing: casting-die casting, rotational casting, film casting, thermoforming, foaming, lamination, reinforcing, processing of fibres-dry spinning, wet spinning, melt spinning, moulding processes-compression moulding, injection moulding, transfer moulding, blow moulding, extrusion moulding, calendaring.

Unit 5: Fibre Science and Technology

(12Hrs)

- 5.1. Basic concepts, structural attributes of fibres, Fibre characteristics
- 5.2. Natural fibres: natural fibres of vegetable origin, the seed and fruit fibres, natural fibres of animal origin-silk, natural mineral fibre
- 5.3. Man-made fibres: introduction, spinning, semi-synthetic fibres from cellulose, regenerated protein fibres, synthetic fibres-rayon, polyethylene terephthalate, nylon 6 and nylon 66, acrylics, polyolefins, polyvinyl chloride, polyvinyl alcohol.
- 5.4. Miscellaneous fibres -carbon fibre, glass fibre, boron fibre, ceramic fibre-alumina fibre.
- 5.5. Brief outline of manufacture of textiles: fibres to yarn, yarns to fabrics-weaving, knitting, braiding, compound fabric constructions, finishing processes, dyeing and printing.

Unit 6: Latex Technology

(12Hrs)

- 6.1. Natural rubber latex: composition of latex, conservation, gelation, stability of latex & flocking, chemical modifications of natural latex- prevulcanisation, grafting, halogenations, hydro halogenations.
- 6.2. Synthetic latex: SBR lattices and its types like XSBR, properties, NBR lattices and its types and properties, poly chloroprene and its properties, butyl lattices, comparative study of natural, SBR, NBR & poly chloroprene.
- 6.3. Latex testing: sampling, total solids, dry rubber content, pH, VFA number, KOH number, mechanical & chemical stability.
- 6.4. Manufacturing techniques: dipping-principle & process, foam making-principle, dunlop process, talalay process.

References

1. M.S. Bhatnagar, A textbook of polymers, Vol II, S. Chand & Company Ltd., 2004.
2. Jean M. J. Fréchet, Donald A. Tomalia, Dendrimers and other Dendritic Polymers, Wiley, 2002.
3. Bu J., Li R. J., Quah C. W., Carpenter K. J., Macromolecules, 2004.
4. Koltzenburg, Sebastian Maskos, Michael Nuyken, Oskar, Polymer Chemistry, Springer, 2017.
5. Muralisrinivasan, Natamai, Subramanian, Polymer Blends and Composites: Chemistry and Technology, Scrivener Publishing LLC, 2017
6. Premamoy Ghosh, Fibre Science & Technology, McGraw-Hill professional, 2004.
7. Gupta, V.B., and Kothari, V.K., Manufactured Fibre Technology, Chapman & Hall, 1997.
8. Fourne, Franz, Synthetic Fibres, Machines, and Equipment, Manufacture, Properties, Hanser Publishers, 1999.
9. Corbman, Bernard P, Textiles Fibre to Fabric, Sixth Edition, McGraw Hill, 1983.
10. Lloyd M. Robeson, Polymer Blends Hanser Gardner Publications, U.S.A, 2007.
11. Leszek A. Utracki, Polymer Alloys and Blends: Thermodynamics and Rheology Hanser Gardner Publications, 1989.
12. Sanjay K Mazumdar, Composite Manufacturing, Materials, Product and Process Engineering, CRC Press, London, 2002.
13. S T Peters, Handbook of Composites, Chapman and Hall, London, 1998.
14. Roger T. Fenner, Principles of polymer processing.
15. P. Bahadur, N. V. Sastry, Principles of Polymer Science, Narosa publishing house Pvt. Ltd., New Delhi, 2005.
16. McCabe, Smith & Harriot, Unit Operations in Chemical Engineering, McGraw Hill, 1993.
17. Nicholas P. Cheremisinoff, Advanced Polymer Processing Operations, Noyes Publications, 1998.
18. Z. Tadmor, C.G. Gogos, Principles of Polymer Processing, 2nd Edn., Wiley-Interscience, 2006.
19. George Mathews, Polymer Mixing Technology, Applied science, London, 1984.
20. J. A. Brydson, Jordon Hill, Plastics Materials, Oxford, 1999.
21. J.L. White, A.L. Coran and A. Moet, Polymer Mixing Technology and Engineering, Hanser Gardner Publications Ltd., USA, 2001.
22. Paul D Leedy, Jeanne E Ormrod and Jeanne Ellis Ormrod, Practical Research: Planning and Design, Prentice Hall, 2004.
23. A.H. Frazer, High Temperature Resistant Polymers, Interscience, 1968.
24. F.W. Billmeyer Jr., Text book of Polymer Science, 3rd Edn., John Wiley & Sons, 1984.
25. R.W. Moncrieff, Man-made Fibres, Wiley, 1970.
26. I. Skeist, Handbook of Adhesives, 2nd Edn., 1977.
27. D.C. Blackley, Polymer Latices, Vol.1,2,&3. 2nd Edn, Springer, 1997.
28. R.W. Dyson, Speciality Polymers, Chapman and Hall, 1987.

CH 81 04 02 ANALYTICAL CHEMISTRY

Credit: 4

Contact Lecture Hours: 90

Objective of the Course

To analyse and apply various instrumental methods and analytical procedures to molecular systems. To have an idea about renewable and non renewable aquatic resources

Unit 1: Instrumental Methods

(36 Hrs)

- 1.1 Electrical and nonelectrical data domains-transducers and sensors, detectors, examples for piezoelectric, pyroelectric, photoelectric, pneumatic and thermal transducers. Criteria for selecting instrumental methods-precision, sensitivity, selectivity, and detection limits.
- 1.2 Signals and noise: sources of noise, S/N ratio, methods of enhancing S/N ratio-hardware and software methods.
- 1.3 Electronics: transistors, FET, MOSFET, ICs, OPAMs. Application of OPAM in amplification and measurement of transducer signals.
- 1.4 UV-Vis spectroscopic instrumentation: types of optical instruments, components of optical instruments-sources, monochromators, detectors. Sample preparations. Instrumental noises. Applications in qualitative and quantitative analysis.
- 1.5 Molecular fluorescence and fluorometers: photoluminescence and concentration-electron transition in photoluminescence, factors affecting fluorescence, instrumentation details. Fluorometric standards and reagents. Introduction to photoacoustic spectroscopy.
- 1.6 IR spectrometry: instrumentation designs-various types of sources, monochromators, sample cell considerations, different methods of sample preparations, detectors of IR-NDIR instruments. FTIR instruments. Mid IR absorption spectrometry. Determination of path length. Application in qualitative and quantitative analysis.
- 1.7 Raman Spectrometric Instrumentation: sources, sample illumination systems. Application of Raman Spectroscopy in inorganic, organic, biological and quantitative analysis.
- 1.8 NMR Spectrometry-magnets, shim coils, sample spinning, sample probes (^1H , ^{13}C , ^{32}P). Principle of MRI.

Unit 2: Sampling

(18 hrs)

- 2.1 The basis and procedure of sampling, sampling statistics, sampling and the physical state, crushing and grinding, the gross sampling, size of the gross sample, sampling liquids, gas and solids (metals and alloys), preparation of a laboratory sample,

moisture in samples-essential and non essential water, absorbed and occluded water, determination of water (direct and indirect methods).

- 2.2 Decomposition and dissolution, source of error, reagents for decomposition and dissolution like HCl, H₂SO₄, HNO₃, HClO₄, HF, microwave decompositions, combustion methods, use of fluxes like Na₂CO₃, Na₂O₂, KNO₃, NaOH, K₂S₂O₇, B₂O₃ and lithium metaborate. Elimination of interference from samples-separation by precipitation, electrolytic precipitation, extraction and ion exchange. Distribution ratio and completeness of multiple extractions. Types of extraction procedures.

Unit 3: Applied Analysis (9 Hrs)

- 3.1 Analytical procedures involved in environmental monitoring. Water quality-BOD, COD, DO, nitrite, nitrate, iron, fluoride.
- 3.2 Soil-moisture, salinity, colloids, cation and anion exchange capacity.
- 3.3 Air pollution monitoring sampling, collection of air pollutants-SO₂, NO₂, NH₃, O₃ and SPM.
- 3.4 Analysis of metals, alloys and minerals. Analysis of brass and steel. Analysis of limestone. Corrosion analysis.

Unit 4: Capillary Electrophoresis and Capillary Electro Chromatography (9 Hrs)

- 4.1 Capillary electrophoresis-migration rates and plate heights, instrumentation, sample introduction, detection(indirect)-fluorescence, absorbance, electrochemical, mass spectrometric, applications. Capillary gel electrophoresis. Capillary isotachopheresis. Isoelectric focusing.
- 4.2 Capillary electro chromatography-packed columns. Micellar electro kinetic chromatography.

Unit 5: Process Instrumentation (9 Hrs)

- 5.1 Automatic and automated systems, flow injection systems, special requirements of process instruments, sampling problems, typical examples of C, H and N analysers.

Unit 6: Aquatic Resources (9 Hrs)

- 6.1 Aquatic resources: renewable and non renewable resources, estimation, primary productivity and factors affecting it, regional variations.
- 6.2 Desalination: principles and applications of desalination-distillation, solar evaporation, freezing, electro dialysis, reverse osmosis, ion exchange and hydrate formation methods. Relative advantages and limitations. Scale formation and its prevention in distillation process.

- 6.3 Non-renewable resources: inorganic chemicals from the sea-extraction and recovery of chemicals, salt from solar evaporation.

References

1. J.M. Mermet, M. Otto, R. Kellner, Analytical Chemistry, Wiley-VCH, 2004.
2. D.A. Skoog, D.M. West, F.J. Holler, S.R. Crouch, Fundamentals of Analytical Chemistry, 8th Edn., Saunders College Pub., 2007.
3. R.D. Brown, Introduction to Instrumental Analysis, McGraw-Hill, 1958.
4. H.H. Willard, L.L. Merritt, J.A. Dean, Instrumental Methods of Analysis, Van Nostrand, 1974.
5. G.D. Christian, J.E. O'Reilly, Instrumental Analysis, Allyn & Bacon, 1986.
6. J.H. Kennedy, Analytical Chemistry: Principles, Saunders College Pub., 1990.
7. J.G. Dick, Analytical Chemistry, R.E. Krieger Pub., 1978.
8. E.D. Howe, Fundamentals of Water Desalination, Marcel Dekker, 1974.
9. H.G. Heitmann, Saline Water Processing, VCH

Credit : 4

Contact Lecture Hours: 90

Objective of the Course

To study the different types of drugs and their mode of action in biological systems.

Unit 1: Drugs Acting on ANS**(18 Hrs)**

- 1.1 Adrenergic stimulants: Phenyl ethanolamine derivatives-adrenaline, isoprenaline, salbutamol, ephedrine, and phenylephrine. Imidazole derivatives-naphazoline, xylometazoline and oxymetazoline.
- 1.2 Adrenergic blockers: α and β adrenoreceptor antagonists-ergot alkaloids, phenoxybenzamine, phentolamine, tolazoline, DCI, propranolol, atenolol, labetalol. Neurone blockers–Bretium and Xylocholine.
- 1.3 Cholinergic stimulants: nicotinic and muscarinic receptors, acetyl choline and analogues, pilocarpine, bethanechol and carbachol.
- 1.4 Cholinergic blockers: tertiary and quaternary antimuscarinics, antispasmodic drugs-dicyclomine, glycopyrrolate, antiulcer drugs-pirenzepine, cycloplegic drugs-tropicamide, homatropine
- 1.5 Anticholinesterases: Competitive inhibitors-physostigmine and neostigmine.
- 1.6 Non competitive inhibitors: organophosphorus compounds, Nerve gases, Cholinesterase regenerators-2 PAM.
- 1.7 Ganglion blocking agents: mecamlamine and trimethophan
- 1.8 Curareform drugs: curare alkaloids, erythrina alkaloids and gallamine.
- 1.9 Synthesis of the following drugs: salbutamol, naphazoline, tolazoline, propranolol, bretilium, carbachol, mecamlamine and gallamine.

Unit 2: Drugs Acting on CVS**(9 Hrs)**

- 2.1 Cardiotonic drugs: cardiac glycosides-their chemistry and stereochemistry, Digoxin and digitoxin.
- 2.2 Antiarrhythmic drugs: quinidine, disopyramide, lidocaine, phenytoin and procainamide, β -blockers-propranolol. Calcium channel blockers-verapamil and Neurone blockers-bretium.
- 2.3 Antihypertensive Drugs: peripheral antiadrenergics-prazosin and terazosin. Centrally acting drugs-reserpine, clonidine and methyl dopa. β -blockers- propranolol, atenolol and labetalol. Calcium channel blockers-nifedipine and amlodipine. ACE inhibitors-captopril. Angiotensin receptor blockers-losartan. Diuretics-thiazide diuretics.

- 2.4 Antianginal drugs: vasodilators-nitrites and nitrates, β -blockers-propranolol. Calcium channel blockers-verapamil and nifedipine. Miscellaneous-dipyridamol and aspirin.
- 2.5 Anticoagulants: heparin, coumarin derivatives and indane dione derivatives.
- 2.6 Antilipidemic agents: atherosclerosis (mention only), Statins-lovastatin, simvastatin, fluvastatin, Fibrates-clofibrate, Miscellaneous-bile acid sequestrants and cholestyramine resin.
- 2.7 Synthesis of the following drugs: procainamide, disopyramide, amlodipine, verapamil, captopril and fluvastatin.

Unit 3: Chemotherapy (27 Hrs)

- 3.1 Antibiotics: β -lactam antibiotics-penicillins and cephalosporins, natural, biosynthetic and semisynthetic penicillins, tetracyclines and chloramphenicol, a brief study of macrolide antibiotics, aminoglycoside antibiotics, polyene antibiotics, fluoroquinolones.
- 3.2 Sulphonamides: sulphanilamide, N-substituted sulphanilamide derivatives, mechanism of action, sulphones-dapsone, dihydrofolate reductase inhibitors-trimethoprim and cotrimoxazole.
- 3.3 Antitubercular agents: first line drugs-isoniazid, rifampicin, pyrazinamide, ethambutol, and streptomycin. Second line drugs-ethionamide, paraaminosalicylic acid and fluoroquinolones.
- 3.4 Antifungal agents: Antibiotics-amphotericinB, griseofulvin and nystatin. Azole derivatives-ketoconazole, terconazole, fluconazole and clotrimazole. Pyrimidine derivatives- 5 Flucytosine.
- 3.5 Antiviral drugs: amantidine, interferon and ribavirin. Anti HIV agents- zidovudine, and abacavir. Anti-herpes simplex agents-brivudine, vidarabin and acyclovir. Anti-influeza agents-oseltamivir(tamiflu).
- 3.6 Antiprotozoal agents: Amoebicides-metranidazole and tinidazole. Antimalarials-chloroquine, primaquine, mefloquine, quinacrine and proguanil. Anthelmintics-piperazines and benzimidazoles. Miscellaneous-eflornithine and pentamidine. Synthesis of the following drugs: ampicillin, cephalixin, chloramphenicol, sulphamethoxazole, dapsone, trimethoprim, ethambutol, griseofulvin, clotrimazole, acyclovir, metranidazole, primaquine, mebendazole.

Unit 4: Antineoplastic Drugs

(9 Hrs)

- 4.1 Neoplasm-cause therapeutic approaches. Alkylating agents-nitrogen mustards, nitrosourea, aziridines and aryl sulphonates. Antimetabolites-folic acid. Antagonists-purine and pyrimidine antagonists. Antibiotics-anthracyclines, actinomycinD,

bleomycin. Plant products-vinca alkaloids, taxol derivatives. Hormones and their antagonists-tamoxifen. Miscellaneous-procarbazine, cisplatin.

- 4.2 Synthesis of the following drugs: chlorambucil, carmustin, thiotepa, methotrexate, 5-fluoro uracil, procarbazine.

Unit 5: Psychopharmacological Agents (9 Hrs)

- 5.1 Tranquilisers: rauwolfia alkaloids, meprobamate, oxazepam, benzodiazepines, chlordiazepoxide, phenothiazene derivatives.
- 5.2 Antidepressants: MAO inhibitors-Isocarboxazide, tranylcypromine and phenelzine. Tricyclic compounds-imipramine, trimipramine, amitriptyline, doxepine, amoxapine. Miscellaneous compounds-fluoxetine and trazodone.
- 5.3 Antipsychotics: phenothiazine and thiothixene derivatives, butyrophenones-haloperidol, droperidol, rauwolfia alkaloids.
- 5.4 Hallucinogens: triptamine derivatives-DMT, psilocybin, phenylalkylamines-mescaline, lysergic acid derivatives-LSD.
- 5.5 Synthesis of the following drugs: chlordiazepoxide, meprobamate, imipramine chlorpromazine, tranylcypromine and haloperidol.

Unit 6: Miscellaneous Class of Compounds (18 Hrs)

- 6.1 Diuretics: common diuretics and their mechanism of action-mercurial and nonmercurial diuretics, carbonic anhydrase inhibitors- acetazolamide and methazolamide, thiazide derivatives-hydrochlorothiazide, Loop diuretics- furosemide and ethacrynic acid, potassium sparing diuretics-amiloride, spironolactone.
- 6.2 Antihistaminic drugs: histamine and its biological role, H1 antagonists- aminoalkyl ethers, diphenhydramine and doxylamine, ethylenediamine derivatives-pyrilamine, phenothiazines-promethazine, trimiprazine, piperazine derivatives-cyclizine, miscellaneous compounds-cetirizine and cyproheptadine.
- 6.3 Hypoglycemic agents: type 1 and type 2 diabetes, insulin, sulphonyl ureas-tolbutamide, acetohexamide and glibenclamide, biguanides-metformin, thiazolidinediones-rosiglitazone.
- 6.4 Local anaesthetics: clinical application of local anaesthesia, coca and cocaine, hexylcaine, paraaminobenzoic acid derivative-benzocaine, procaine, tetracaine, chlorprocaine, anilides, lidocaine, etidocaine and prilocaine.
- 6.5 Antitussives: centrally acting antitussives-opium alkaloids and synthetic substitutes-codaine, noscapine, pholcodine, ethylmorphine, dextromethorphan, Non narcotic antitussives-diphenhydramine, expectorants-terpin hydrate, guaicol and bromhexine.

- 6.6 Gastrointestinal drugs: purgatives-irritant, osmotic, bulk and lubricant purgatives, Antacids-systemic and non systemic antacids, H₂ antagonists-cimetidine and ranitidine, proton pump inhibitors-omeprazole and pantaprazole, digestants, carminatives and antidiarrheals.
- 6.7 Synthesis of the following drugs: acetazolamide, chlorthiazide furosemide, ethacrynic acid, amiloride, diphenhydramine, pyrilamine, promethazine, omeprazole, tolbutamide, phenformin, benzocaine, procaine lidocaine, dextromethorphan.

References

1. G.L. Patrick, Medicinal Chemistry, BIOS, 2001.
2. T. Nogrady, D.F. Weaver, Medicinal Chemistry, Oxford University Press, 2005.
3. W.O. Foye, T.L. Lemke, D.A. Williams, Principles of Medicinal Chemistry, 4th Edn., Williams & Wilkins, 1995.
4. J.P. Remington, Remington's Pharmaceutical Sciences, Vol.13, 19th Edn., Mack, 1990.
5. D. Sriram, P.Yogeswari, Medicinal Chemistry, Pearson Education India, 2010.
6. K.D. Tripathi, Essentials of medical Pharmacology, 6th Edn., Jaypee, 2008
7. L.S. Goodman, A. Gillman, The Pharmacological Basis of Therapeutics, 10th Edn., McGraw Hill, 2001.
8. S.S. Kadam, Principles of Medicinal Chemistry, Vol.I & II, Pragati Books, 2008.
9. A. Kar, Medicinal Chemistry, New Age International, 2007.
10. C.O. Wilson, J.M. Beale, J. Block, Textbook of Organic Medicinal and Pharmaceutical Chemistry, 12th Edn., Lippincott Williams and Wilkins, 2010.

SEMESTERS 3 AND 4

CH 01 04 05 INORGANIC CHEMISTRY PRACTICAL-2

Credit: 3

Contact Lab Hours: 54+54 =108

Objective of the Course

They must be able to apply theoretical learning to separate simple binary mixtures of metallic ions in solution, analysis of alloys and application of paper chromatography to separate a mixture of three cations

PART I

Estimation of simple binary mixtures (like Cu-Ni, Cu-Zn, Fe-Cr, Fe-Cu, Fe-Ni, Pb-Ca) of metallic ions in solution by volumetric and gravimetric methods.

PART II

Analysis of one of the alloys of brass, bronze and solder. Analysis of one of the ores from hematite, chromite, dolomite, monazite, illmenite.

PART III

Paper chromatographic Separation of a mixture of 3 cations.

- (a) Separation of Ag(I), Pb(II) and Hg(II) ions
- (b) Separation of Ni(III), Co(II) and Zn(II) ions
- (c) Separation of Ni(III), Co(II) and Cu(II) ions
- (d) Separation of Ba(II), Sr(II) and Ca(II) ions

PART IV

- (a) Preparation of cis and trans-Dichlorobis(ethylenediamine)cobalt(III) chloride and kinetic study of cis to trans isomerisation using a UV-vis spectrophotometer.
- (b) Synthesise the following complexes of Ni(II) (a d8 system) and prepare 0.05M solutions of the complexes in the solvents specified.

Complex	Solvent and Blank.	Concentration
1. $[\text{Ni}(\text{bipy})_3]\text{SO}_4 \cdot 6\text{H}_2\text{O}$	Water	0.05M
2. $[\text{Ni}(\text{en})_3]\text{Cl}_2 \cdot 2\text{H}_2\text{O}$	20% en	0.05M
3. $[\text{Ni}(\text{NH}_3)_6]\text{Cl}_2$	Aqueous NH_3	0.05M
4. $[\text{Ni}(\text{H}_2\text{O})_6]\text{SO}_4$	Water	0.05M
5. $[\text{Ni}(\text{DMSO})_6](\text{ClO}_4)_2$	DMSO	0.05M
6. $\text{K}_4[\text{Ni}(\text{NCS})_6] \cdot 4\text{H}_2\text{O}$	10M KSCN in water	0.05M

Record the electronic spectrum of each solution in the region 200 – 1100 nm. Calculate Δ values for all six complexes. Arrange the ligands in the spectrochemical series i.e. in the order of increasing Δ .

(c) Estimation of equilibrium constant of the reaction, $\text{Fe}^{3+} + \text{SCN}^- \leftrightarrow \text{FeSCN}^{2+}$ with the help of a colorimeter or UV-vis spectrophotometer.

References

1. A.I. Vogel, A Text Book of Quantitative Inorganic Analysis, Longman, 1966.
2. I.M. Kolthoff, E.B. Sandell, Text Book of Quantitative Inorganic Analysis, 3rd Edn., Mc Millian, 1968.
3. G. Pass, H. Sutcliffe, Practical Inorganic Chemistry, Chapman & Hall, 1974.
4. N.H. Furman, Standard Methods of Chemical Analysis: Volume 1, Van Nostrand, 1966.
5. F.J. Welcher, Standard Methods of Chemical Analysis: Vol. 2, R.E. Kreiger Pub., 2006
6. J. Singh, R. K. P. Singh, J. Singh, LDS Yadav, I. R. Siddiqui, J. Shrivastava, Advanced Practical Chemistry, Pragati Prakasan, 2014.
7. Journal of Chem. Ed. , 1962, 39, 634.
8. J.C.S. 1953, 2696.
9. Cotton, J. Chem. Educ.1964, 41, 466.
10. Sutton, J. Chem. Educ. 1960, 37, 498.
11. Manch & Fernelius, J. Chem. Educ. 1961, 38, 192.

CH 01 04 06 ORGANIC CHEMISTRY PRACTICAL-2

Credit: 3

Contact Lab Hours: 54+54=108

They should be able to apply classroom learning for the preparation of organic compounds by two step synthetic sequences. They should also be capable of applying green alternative methods of synthesis

PART I

Preparation Involving Two step Synthetic Sequences by Chemical Methods

- (1) Metanitrobenzoic acid from methyl benzoate
- (2) Paranitroaniline from acetanilide
- (3) 1,3,5-tribromoaniline from acetanilide
- (4) Parabromoaniline from acetanilide
- (5) Benzanilide from benzophenone
- (6) Schiff's base from aniline
- (7) Paracetamol from phenol
- (8) Phenol from aniline
- (9) Methyl red from anthranilic acid
- (10) Para nitrobenzoic acid from toluene

PART II

Spectrophotometric (UV-Vis) estimations of organic compounds (eg: Nitro compounds, azo compounds etc.)

PART III

Preparation Involving Multistep Synthetic Sequences by the Green Alternatives of Chemical Methods

- (1) 1,1-bis -2-naphthol from 2-naphthol
- (2) Benzopinacol from benzophenone
- (3) Benzopinacolone from Benzopinacol
- (4) o-Methyl acetanilide from o-toluidine
- (5) Acetanilide from aniline

PART IV

Microwave assisted Organic Synthesis

- (1) Benzoic acid from ethyl benzoate

- (2) Benzoic acid from benzyl alcohol
- (3) Ethyl-3-nitrobenzoate from 3-nitrobenzoic acid
- (4) 2-hydroxychalcone from salicylaldehyde
- (5) Anthracene-maleic anhydride adduct

PART V

Prediction of FTIR, UV-Visible, ¹H and ¹³C NMR spectra of the substrates and products at each stage of the products synthesized by the above methods.

References

1. A.I. Vogel, A Textbook of Practical Organic Chemistry, Longman, 1974.
2. A.I. Vogel, Elementary Practical Organic Chemistry, Longman, 1958.
3. F.G. Mann and B.C Saunders, Practical Organic Chemistry, 4thEdn., Pearson Education India, 2009.
4. J.R. Adams, J.R. Johnson, J.F. Wilcox, Laboratory Experiments in Organic Chemistry, Macmillan, 1979.
5. V.K. Ahluwalia, Green Chemistry: Environmentally Benign Reactions, Ane Books, 2009.
6. Monograph on Green Chemistry Laboratory Experiments, Green Chemistry Task Force Committee, DST, 2009.

CH 01 04 07 PHYSICAL CHEMISTRY PRACTICAL 2

Credit: 3

Contact Lab Hours: 72+72=144

Objective of the Course

Analyse and apply the theoretical principles of various branches of physical chemistry whereby class room learning can be transformed to laboratory practice

I. Chemical Kinetics

1. Determination of the rate constant of the hydrolysis of ester by sodium hydroxide
2. Determination of the rate constant of the hydrolysis of ester by acid
3. Kinetics of reaction between $K_2S_2O_8$ and KI.

II Polarimetry

1. Kinetics of the inversion of sucrose in presence of HCl.
2. Determination of the concentration of a sugar solution
3. Determination of the concentration of HCl
4. Determination of the relative strength of acids

III Refractometry

1. Identification of pure organic liquids and oils
2. Determination of molar refractions of pure liquids
3. Determination of concentration of solutions (KCl-Water, Glycerol—water)
4. Determination of molar refraction of solids
5. Study of complex formation between potassium iodide and mercuric iodide system

IV Viscosity

1. Determination of viscosity of pure liquids
2. Verification of Kendall's equation—full experiment
3. Determination of composition of binary liquid mixture (toluene-nitrobenzene)
4. Determination of molecular weight of a polymer (polystyrene in toluene)

V Conductance Measurements

1. Titration of a dibasic acid against strong base
2. Titration of a mixture of acids against a strong base
3. Titration of weak acid vs strong base
4. Verification of Onsager equation

5. Determination of dissociation constant of a weak acid

VI Potentiometry

1. Titration of strong acid vs strong base
2. Titration of weak acid vs strong base
3. Titration of a mixture of acids against a strong base
4. Application of Henderson equation
5. Determination of single electrode potential (Cu and Zn)

References

1. J.B. Yadav, Advanced Practical Physical Chemistry, Goel Publishing House, 2001.
2. G.W. Garland, J.W. Nibler, D.P. Shoemaker, Experiments in Physical Chemistry, 8th Edn., McGraw Hill, 2009.
3. B. Viswanathan, Practical Physical chemistry, Viva Pub., 2005.

MODEL QUESTION PAPERS

QP Code

Reg. No.

Name

M.Sc Degree (C.S.S) Examination

First Semester

Faculty of Science-Chemistry

CH01 Chemistry

CH 50 01 01- Organometallics and Nuclear Chemistry

(Common for all branches of Chemistry)

(2019 admissions onwards)

Time: Three hours

Max. Weight: 30

Section- A

(Answer any **eight** questions. Each question carries a weight of 1)

1. What is synergism?
 2. Define the term "isolobal".
 3. Give an example for a β -elimination reaction.
 4. What are Ziegler- Natta catalysts?
 5. What is Bohr effect?
 6. What is *cis*-platin? What are its important applications?
 7. What is radiation polymerisation?
 8. How is nuclear reaction cross section related to reaction rate?
 9. List the important functions of biological membranes.
 10. Give an example for the use of palladium catalysts in the formation of C-N bond.
- (8 x 1 = 8)**

Section B

(Answer any **six** questions. Each question carries a weight of 2)

11. Discuss the bonding in ferrocene.

12. What are oxidative addition reactions? Discuss the important mechanisms involved in oxidative additions.
13. What is Wilkinson's catalyst? What are its uses? Describe alkene hydrogenation using Wilkinson's catalyst with the help of Tolman catalytic loops.
14. Explain the structure and functions of carbonic anhydrase, carboxypeptidase A and superoxide dismutase.
15. Write a note on the synthesis of transuranic elements.
16. Outline the role of chlorophyll in photosynthesis.
17. What are insertion reactions? Discuss insertion of alkenes and alkynes in the Ar-H bond.
18. Write a note on carbonyl clusters. (6 x 2 = 12)

Section C

(Answer any **two** questions. Each question carries a weight of 5.)

19. What are π -bonding ligands? Explain the preparation, properties, structure and bonding of simple mono and binuclear metal carbonyls, metal nitrosyls, metal cyanides and dinitrogen complexes.
20. a) Write a note on carbonylation reactions.
b) Write a note on asymmetric catalysis. Discuss asymmetric hydrogenation, isomerisation and epoxidation.
21. Discuss oxygen transport mechanism. What are the functions of haemoglobin and myoglobin in oxygen transport?
22. a) Discuss important analytical applications of radioisotopes.
b) Outline fluxional isomerism of allyl, cyclopentadienyl and allene systems.

(2 x 5 = 10)

QP Code:

Reg. No.
Name

M .Sc Degree (C.S.S) Examination

First Semester

Faculty of Science-Chemistry

CH01 Chemistry

CH 50 01 02 STRUCTURAL AND MOLECULAR ORGANIC CHEMISTRY

(Common for all branches of Chemistry)

(2019 admissions onwards)

Time: Three hours

Max. Weight: 30

Section- A

(Answer any **eight** questions. Each question carries a weight of 1)

1. Explain inductive effect with suitable examples
2. What is meant by 1) chirality 2) diastereoisomers
3. What is meant by topicity? Explain by examples
4. Explain the mechanism of photo Fries rearrangement
5. Give the mathematical form of Hammett equation and explain the terms.
6. What is primary kinetic isotope effect?
7. What type of compounds are named by using the prefixes erythro and threo? Give one example.
8. What is Hammond postulate?
9. Draw the structure of the following molecules
 1. (2R, 3S)-2,3-dichloropentane
 2. S-1-bromo-1-chloropropane
10. Draw the conformations of cyclohexane derivatives.

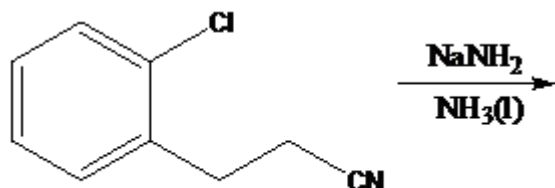
(8 x 1 = 8)

Section B

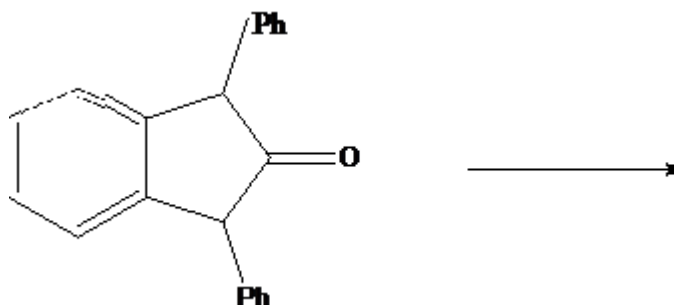
(Answer any **six** questions. Each question carries a weight of 2)

11. Predict the product and explain the mechanism

a)



b)



12. What are the applications of Taft equation in ester hydrolysis?

13. Write a note on Fullerenes and Graphene.

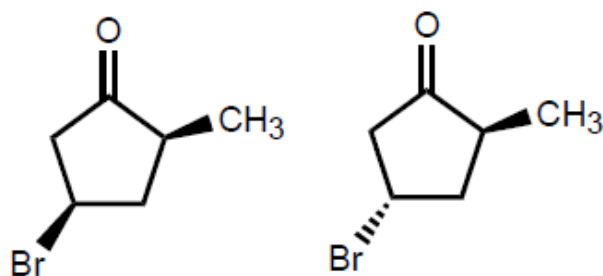
14. What are hard and soft acids? Use HSAB principle to distinguish them

15. Differentiate between kinetic and thermodynamic control of organic reactions.

16. Explain Curtin Hammett principle

17. Explain with example how NMR used to distinguish enantiotopic/ diastereotopic ligands.

18. Is it theoretically possible to separate the pair of compounds below by distillation? Explain briefly.



(6 x 2 = 12)

Section C

(Answer any **two** questions. Each question carries a weight of 5.)

19. a) Illustrate the conformational studies of i) Decalin ii) Adamantane
b) Explain the mechanism of semipinacolic deamination.
20. How do mesomeric, hyperconjugative and steric effects influence the strength of organic bases ?
21. Explain the Nucleophilic substitution reactions in aromatic systems
22. Explain in detail about;
- a) Carbon based chiral centers.
 - b) N based chiral centers.
 - c) S based chiral centers.

(2 x 5 = 10)

QP Code

Reg. No.

Name

M. Sc Degree(C.S.S) Examination, 2019

First Semester

Faculty of Science-Chemistry

CH01 Chemistry

CH 50 01 03-Quantum Chemistry and Group Theory

(Common for all branches of Chemistry)

(2019 admissions onwards)

Time: Threehours

Max. Weight: 30

Section- A

(Answer any **eight** questions. Each question carries a weight of 1)

1. Predict the point group of (i) glyoxal (ii) $\text{cis-}[\text{Co}(\text{en})_2\text{Cl}_2]^+$
2. Explain what are cyclic groups?
3. What are sub groups? How many sub groups are possible for D_{3h} ?
4. List all the elements of benzene
5. Obtain the inverse of Sn^m , when n is even and m is even/odd
6. What are nodes? How many nodes are there in the plot of radial probability function for a 4p orbital?
7. Given below are the certain wave functions. State which of them are eigen function of d^2/dx^2 . If so give the eigen values : a) $A+B \sin ax$; (b) $A \cos ax$ (c) Ae^{ax}
8. Define recursion relation
9. What are Ladder operators?
10. Explain the term spherical harmonics. (8 x 1 = 8)

Section B

(Answer any **six** questions. Each question carries a weight of 2)

11. Show that L^2 and L_y commute
12. Show that the normalized wave function for a particle in a 3D box with sides of length a, b and c is $\Psi(x,y,z) = (8/abc)^{1/2} (\sin nx \Pi x/a) (\sin ny \Pi y/b) (\sin nz \Pi z/c)$ and discuss the degeneracies of the first few energy levels.

13. Explain the postulate of spin by Uhlenbeck and Goudsmith, discovery of spin-Stern Gerlach experiment.
14. Derive an expression for wave equation of particle on a ring
15. Prepare GMT for (i) C_{2h} (ii) C_{3v}
16. Discuss screw axis and glide planes for crystals.
17. Derive the matrix for C_n and hence S_n element.
18. State and explain Great Orthogonality Theorem (6 x 2 = 12)

Section C

(Answer any **two** questions. Each question carries a weight of 5.)

19. Construct the character table for C_{3v} and hence obtain the SALC.
20. Obtain the matrix representations for symmetry elements of NH_3
21. Explain the wave equation in spherical polar coordinates: separation of variables-R, theta and phi equations and their solutions, wave functions and energies of hydrogen-like atoms
22. What are hermite polynomials? How they are used for solving Schrödinger equation for a harmonic oscillator

(2 x 5 = 10)

QP Code

Reg. No.

Name

M. Sc Degree (C.S.S) Examination,

First Semester

Faculty of Science-Chemistry

CH01 Chemistry

**CH 50 01 04- THERMODYNAMICS, KINETIC THEORY AND
STATISTICAL THERMODYNAMICS**

(Common for all branches of chemistry)

(2019 admissions onwards)

Time: Three hours

Max. Weight: 30

Section- A

(Answer any **eight** questions. Each question carries a weight of 1)

1. Explain the term fugacity. What is the physical significance of fugacity?
2. What are Maxwell relations? Explain.
3. Explain the term chemical potential? Derive the Gibbs-Duhem equation?
4. Define thermodynamic excess functions. Formulate expression for excess Gibbs free energy.
5. Define mean free path and collision frequency. How do they vary with pressure and temperature?
6. Explain the terms (a) phase space, (b) microstates, (c) macrostates
7. Derive the relation between thermodynamic probability and entropy.
8. Briefly explain the statistical formulations of third law of thermodynamics.
9. What is partition function ? How is it factorised into contributing parts ?
10. Distinguish between Bosons and Fermions.

(8 x 1 = 8)

Section B

(Answer any **six** questions. Each question carries a weight of 2)

11. What is meant by thermodynamics of mixing? Derive Gibbs-Duhem- Margules equation.
12. Derive Gibb's –Helmholtz equation. What are it's applications.
13. Derive Maxwell's law of distribution of velocities.
14. Explain Bose-Einstein condensation.

15. Derive Sackur – Tetrode equation applicable to monoatomic gases.
16. The free energy change ΔG accompanying a given process is -85.77 kJ at 25°C and -83.68 kJ at 35°C . Calculate the change in enthalpy (ΔH) for the process at 30°C .
17. Calculate the translational entropy of gaseous iodine at 298K and 1 atm.
18. Calculate the rotational partition function for hydrogen molecule at 300K . Moment of inertia of hydrogen molecule is $4.59 \times 10^{-47} \text{Kgm}^2$ symmetry number $\sigma=2$.

(6 x 2 = 12)

Section C

(Answer any **two** questions. Each question carries a weight of 5)

19. What is Nernst heat theorem? Explain the determination of absolute entropies using third law?
20. Discuss about a three component system taking suitable example and give its graphical representation.
21. (a) Derive an expression for Fermi-Dirac statistics (b) Give comparative account of the three statistics.
22. Derive Debye theory of heat capacity of solids. How does it differ from Einstein theory?

(2 x 5 = 10)

QP Code

Reg. No.

Name

M Sc Degree (C.S.S) Examination,

Second Semester

Faculty of Science-Chemistry

CH01 Chemistry

CH 50 02 01 - COORDINATION CHEMISTRY

(Common for all branches of Chemistry)

(2019 admissions onwards)

Time: Three hours

Max. Weight: 30

Section- A

(Answer any **eight** questions. Each question carries a weight of 1)

1. What is chelate effect?
2. What is nephelauxetic effect?
3. Write the term symbol for a d1 configuration.
4. What are the demerits of Orgel diagrams?
5. Give an example for mixed outer and inner sphere reactions.
6. What do you mean by hard and soft ligands?
7. How do 4f orbitals differ from 5f orbitals?
8. Give two applications of organolanthanoid complexes in catalysis.
9. Give an example for the use of coordination compounds as catalysts in asymmetric synthesis.
10. Discuss effect of H⁺ on the rates of substitution of chelate complexes.

(8 x 1 = 8)

Section B

(Answer any **six** questions. Each question carries a weight of 2)

11. Write a note on the thermodynamic aspects of complex formation.
12. Discuss Jahn Teller effect.
13. Explain trans-effect theory for the substitution reactions in square planar complexes.
14. Sketch the Tanabe-Sugano diagram for [V(H₂O)₆]³⁺.
15. a) Discuss geometrical isomerism in octahedral complexes.
b) Write a note on electronic and steric factors affecting linkage isomerism.
16. Compare the coordination chemistry of lanthanoids and actinoids with special reference to electronic spectra and magnetic properties.
17. Discuss inner sphere and outer sphere mechanisms of electron transfer reactions.
18. Give an account of qualitative treatment for the correlation diagram of d9 system.

(6 x 2 = 12)

Section C

(Answer any **two** questions. Each question carries a weight of 5)

19. Give an account of crystal field theory. Discuss splitting of d orbitals in octahedral, tetrahedral, square planar, square pyramidal and trigonal bipyramidal fields. List the drawbacks of crystal field theory.
20. Give an account of magnetic properties of complexes.
21. Write a note on optical isomerism in octahedral complexes. Describe resolution of optically active complexes and determination of absolute configuration of complexes by ORD and circular dichroism.
22. Give an account of kinetics and mechanism of substitution in octahedral complexes with special reference to dissociative and associative mechanisms, base hydrolysis and solvolytic reactions.

(2 x 5 = 10)

QP Code:

Reg. No.

Name

M. Sc Degree (C.S.S) Examination

Second Semester

Faculty of Science-Chemistry

CH01 Chemistry

CH500202- ORGANIC REACTION MECHANISM

(Common for all branches of Chemistry)

(2019 admissions onwards)

Time: Three hours

Max. Weight: 30

Section- A

(Answer any **eight** questions. Each question carries a weight of 1)

1. Give one example each for the insertion reaction and addition reaction of carbenes.
2. Distinguish between classical and non-classical carbocations
3. Briefly explain the Woodward Hoffmann rule
4. Write a note on oxymercuration
5. How can you obtain cycloheptanone from cyclohexanone
6. Discuss the regioselectivity of addition reactions with suitable examples.
7. What is Clemmenson reduction. Give mechanism
8. Write down the product and mechanism of the following reaction
9. Discuss Baldwin's rules.
10. What are Grignard reagents? Write down their applications? **(8 x 1 = 8)**

Section B

(Answer any **six** questions. Each question carries a weight of 2)

11. Discuss anti Markovnikov's addition mechanism
12. Identify the reaction and discuss the mechanism of the following reaction
13. Write a note on Mannich reaction
14. Use appropriate reagents and discuss the mechanism of the reaction
15. Give the mechanism and stereochemistry of Diels- Alder reaction
16. Write briefly on Lossen rearrangement
17. What are enolates. Compare them with enamines in synthetic applications
18. Discuss the mechanism of Stobbe condensation and its synthetic applications **(6 x 2 = 12)**

Section C

(Answer any **two** questions. Each question carries a weight of 5)

19. What are carbanions? Discuss their formation, structure and stability. What are their importances as reaction intermediates?
20. Give the mechanism of the following reactions.
 - 1) Wolf rearrangement
 - 2) Michael addition
 - 3) Cannizaro reaction
 - 4) Darzen condensation
21. What are the different types of pericyclic reactions? Discuss the importances of pericyclic reactions in organic synthesis.
22.
 - i) How can you generate nitrenes?
 - ii) Differentiate between SN1 and SN2 reactions.
 - iii) Discuss the mechanism of halolactonisation. **(2 x 5 = 10)**

QP Code

Reg. No.

Name

M. Sc Degree(C.S.S) Examination, 2019

Second Semester

Faculty of Science-Chemistry

CH01 Chemistry

CH 50 02 03-CHEMICAL BONDING AND COMPUTATIONAL CHEMISTRY

(Common for all branches of Chemistry)

(2019 admissions onwards)

Time: Three hours

Max. Weight: 30

Section- A

(Answer any **eight** questions. Each question carries a weight of 1)

1. What are Slater determinants?
2. State and Explain Variation theorem
3. State and explain Non crossing rule in quantum mechanics
4. Explain Hellmann-Feynman theorem.
5. Find out the characters for all the symmetry operations of NH₃ molecule using Cartesian coordinates.
6. What are the group theoretical selection rules for an electronic transition to be allowed?
7. Explain AMBER.
8. What is CHARMM? Explain its use in molecular mechanics.
9. What is Koopman's Theorem?
10. Write a short note on Independent Electron Approximation **(8 x 1 = 8)**

Section B

(Answer any **six** questions. Each question carries a weight of 2)

11. Illustrate variation theorem using the trial wave function $\psi(a-x)$ for particle in a one dimensional box
12. Explain Huckel molecular orbital theory of Butadiene and Benzene
13. Explain how group theory helps to predict optical activity
14. Using Direct Product Tables, predict the electronic transitions of C_{2v} and C_{3v} molecules.
15. What are the important assumptions used in HFSCF method ?
16. Explain how to build a Z-matrix?
17. Compare MOT and VBT
18. Explain the Kohn-Sham approach used in DFT? **(6 x 2 = 12)**

Section C

(Answer any **two** questions. Each question carries a weight of 5)

19. How GAMESS input file prepared? Illustrate with reference to water molecule?
20. Using group theory, derive the allowed electronic transitions in formaldehyde.
21. Explain Perturbation Method? Illustrate with Helium as Example
22. Explain molecular orbital theory and derive an expression for energy and wave function of Hydrogen molecule. **(2 x 5 =10)**

QP Code

Reg. No.

Name

M. Sc Degree (C.S.S) Examination,

Second Semester

Faculty of Science- Chemistry

CH01 Chemistry

CH 50 02 04–MOLECULAR SPECTROSCOPY

(Common for all branches of Chemistry)

(2019 admissions onwards)

Time: Three Hours

Maximum Weight: 30

Section A

Answer any eight questions. Each question carries a weight of 1

1. What is FID and FT in NMR spectroscopy?
2. What is Born Oppenheimer approximation? Explain the cases where the Born Oppenheimer approximation breaks down.
3. What is fermi resonance? Give one example.
4. Explain mutual exclusion principle.
5. Which of the following molecules exhibit pure rotational spectra? HF, NH₃, H₂O, CO, CH₄, BF₃, CO₂, F₂.
6. Differentiate between first order and second order NMR spectra
7. What are fine structure and hyperfine structure in ESR spectrum?
8. What is Resonance Raman Spectrum?
9. What is finger print region in IR?
10. Discuss Frank condon principle. (8 × 1 =8)

Section B

(Answer any **six** questions. Each question carries a weight of 2

11. Explain the basic principle of NQR spectroscopy.
12. Give the applications of ESR and Mossbauer methods in spectroscopy
13. Explain the terms chemical shift, coupling constant and factors influencing coupling constant in NMR spectroscopy
14. The first line in the rotational spectrum of NO appears at 1.72 cm⁻¹ and its force constant is 1608 Nm⁻¹. Calculate the internuclear distance in Å⁰, vibrational frequency in cm⁻¹ and energy in joules required for J = 3 to 4 rotational transition.

15. The first three vibrational energy of HCl were found to be at 2886, 5668 and 10923 cm^{-1} . Calculate the anharmonicity constant, zero point energy and the equilibrium oscillation frequency. Calculate the centrifugal distortion constant if the rotational constant is 21.18 cm^{-1} .
16. Discuss photoelectron spectroscopy.
17. Explain the various relaxation methods in NMR.
18. What is meant by normal mode of vibration? How many normal modes of vibration do the following molecules have? NH_3 , HCN , SO_2 (6 × 2 = 12)

Section C

Answer any two questions. Each question carries a weight of 5

19. Explain the following in NMR spectroscopy
- a) Larmor Precision
 - b) Chemical shift and its representation
 - c) Magic angle spinning
20. Explain the classical theory of Raman spectroscopy.
21. Discuss the theory and applications of NQR Spectroscopy.
22. Write note on:
- a) Resonance fluorescence
 - b) Predissociation
 - c) Mechanism of Laser action
 - d) Polarized and depolarized Raman lines (5 × 2 = 10)

QP Code

Reg. No.

Name

M. Sc Degree (C.S.S) Examination,

Third Semester

Faculty of Science –Chemistry

CH01 Chemistry

CH 50 03 01 -STRUCTURAL INORGANIC CHEMISTRY
(Common for Chemistry/Analytical Chemistry/Polymer Chemistry)
(2019 admissions onwards)

Time: Three hours

Max. Weight: 30

Section- A

(Answer any **eight** questions. Each question carries a weight of 1)

1. Give an account of wurzite structure.
2. What are Cooper pairs?
3. What are the important applications of poly(ferrocenylsilane)s?
4. How is silica glass prepared?
5. Give an account of the applications of magnetic nanoparticles in MRI.
6. Write a short note on organometallic dendrimers.
7. What are the important medical applications of boron clusters?
8. What are one dimensional conductors?
9. Write a short note on the super conductivity of fullerenes.
10. Give one example each for catenation and heterocatenation. (8 x 1 = 8)

Section B

(Answer any **six** questions. Each question carries a weight of 2)

11. Give an account of spinel and inverse spinel structures.
12. Write a note on free electron theory of solids.
13. Outline the magnetic properties of spinels, ilmenites and perovskites.
14. Write a note on heteropoly acids of Mo and W.
15. Discuss the structure and bonding in sulphur-nitrogen compounds.
16. Give an account of the preparation, structure and bonding in cages and clusters of germanium and tin.
17. Write a note on polymers based on ferrocene. List their applications.
18. Explain different methods for the preparation of thin films. (6 x 2 = 12)

Section C

(Answer any **two** questions. Each question carries a weight of 5)

19. Give an account of phase transitions in solids. Discuss different types of phase transitions and kinetics of phase transitions.
20. Explain band theory of solids. Discuss applications of band theory to transition metal compounds and compounds like NaCl, MgO and fullerenes. Outline the mechanism of intrinsic and extrinsic semiconductors.

21. a) Give an account of the synthesis, structure and applications of silicones and zeolites.
b) Discuss the preparation, properties and structures of cage like structure of phosphorous and cages of boron with aluminium and indium.
22. a) Give an account of the applications of magnetic nanoparticles.
b) What are type I and type II superconductors? Discuss BCS theory of superconductivity. **(2 x 5 = 10)**

QP Code

Reg. No.

Name

M. Sc Degree (C.S.S) Examination,.....

Third Semester

Faculty of Science – Chemistry

CH01 Chemistry

CH 50 03 02 - ORGANIC SYNTHESSES

(Common for Chemistry/Analytical Chemistry)

(2019 admissions onwards)

Time: 3 hours

Max. Weight: 30

Section- A

(Answer any **eight** questions. Each question carries a weight of 1)

1. What are the important uses of (1)DDQ and (2)DCC
2. Define Pauson-Khand reaction with example
3. Give one application of Baker's yeast in organic synthesis
4. Give the importance of amino protection in peptide synthesis
5. What is Passerini reaction? Give its mechanism
6. Give an example for Huisgen 1,3-dipolar addition
7. Give one example for ring closing metathesis using Grubb's catalyst.
8. How oxetanes can be produced photochemically? Explain with example
9. Describe Shi epoxidation? What are its applications?
10. Give an example for Sarrett oxidation with example? **(8 x 1 = 8)**

Section B

(Answer any **six** questions. Each question carries a weight of 2)

11. Explain how Wilkinson's catalyst and Nickel catalyst helps in catalytic hydrogenation, starting its mechanism of action
12. Explain the following reactions using suitable examples: (a) Nef reaction (b) Tishchenko reaction
13. Give the synthetic utility of Gilman reagent in organic synthesis
14. Write notes on (a) Cation –Olefin cyclization (b) Radical –Olefin cyclization
15. Briefly explain the retrosynthesis of D-luciferin
16. Discuss the synthetic utility of trialkylstannane in organic synthesis

17. Explain the mechanism of the following reactions (a) Brook rearrangement (b) Ireland-Claisen rearrangement
18. Discuss the relevant protecting groups used in Peptide synthesis with examples
(6 x 2 = 12)

Section C

(Answer any **two** questions. Each question carries a weight of 5.)

19. Give an account of the chemoselectivity in metal hydride reductions with special references to (1) NaCNBH₃ (2) DIBAL-H (3) Red-Al (4) LiAlH₄
20. How are the following heterocyclic compounds synthesized? (a) Oxazole (b) Imidazole (c) Thiophene (d) Pyrrole
21. Describe the synthetic utility of the following reactions: (a) Moffatt –Pfitzner oxidation
(b) Hydroboration
(c) Sarrett oxidation
(d) Tebbe Olefination
22. Write notes on the metal mediated C-C and C-X coupling reactions with special reference to :
(a) Suzuki-Miyaura coupling
(b) Sonogashira coupling
(c) Heck coupling
(d) Glaser coupling
(2 x 5 = 10)

QP Code

Reg. No.

Name

M. Sc Degree (C.S.S) Examination,

Third Semester

Faculty of Science- Chemistry

CH01 Chemistry

CH 50 03 04–SPECTROSCOPIC METHODS IN CHEMISTRY

(Common for all branches of Chemistry)

(2019 admissions onwards)

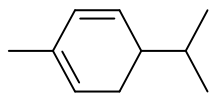
Time: Three hours

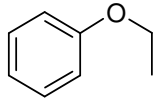
Max. Weight: 30

Section- A

(Answer any **eight** questions. Each question carries a weight of 1)

1. Calculate the λ_{\max} for the compound

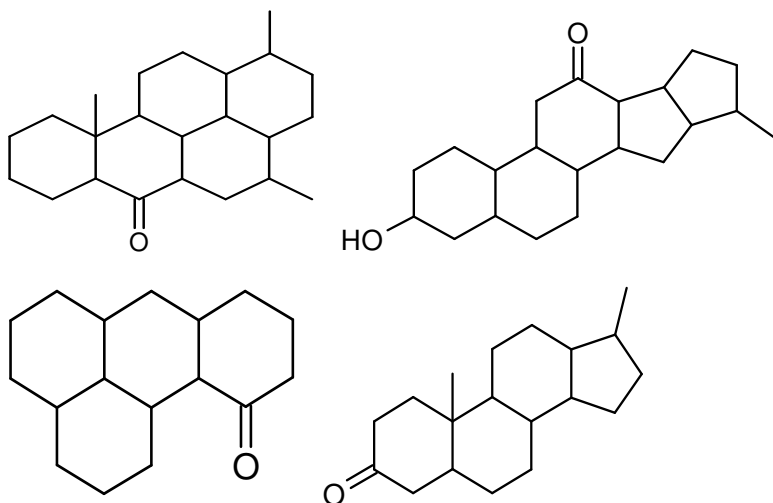


2. Which of the following isomers of pentadiene will show the largest wavelength of UV absorption? Give reason.
- i) $\text{CH}_2=\text{CH}-\text{CH}=\text{CH}-\text{CH}_3$ ii) $\text{CH}_2=\text{CH}-\text{CH}_2-\text{CH}=\text{CH}_2$
3. 2-Hydroxy-3-nitroacetophenone shows two carbonyl stretching frequencies at 1692 and 1658 cm^{-1} . Explain.
4. C-H stretching frequency increases from alkane \rightarrow alkene \rightarrow alkyne. Explain.
5. Show the formation of the peak at $m/z = 94$ in the mass spectrum of
- 
6. Predict the number of signals and sketch the NMR spectrum of $\text{CH}_3-\text{O}-\text{CH}_2-\text{CH}_2-\text{Cl}$.
7. What are shift reagents in NMR spectroscopy? Explain.
8. How NMR spectroscopy is useful in distinguishing cis-stilbene and trans-stilbene?
9. Explain off resonance decoupling.
10. Explain the spin notation A_2X_3 in NMR spectroscopy with example. **(8 × 1 =8)**

Section B

(Answer any **six** questions. Each question carries a weight of 2)

11. Explain the exchange phenomenon in ^1H NMR.
12. Discuss the effect of concentration on vibrational stretching frequency of methyl salicylate and ethanol.



(5 × 2 = 10)

QP Code

Reg. No.

Name

M. Sc Degree (C.S.S) Examination,

Third Semester

Faculty of Science - Chemistry

CH01 Chemistry

**CH010303-CHEMICAL KINETICS, SURFACE CHEMISTRY AND
CRYSTALLOGRAPHY**

(2019 admission onwards)

Time: 3hrs

Max. Weight: 30

Section A

(Answer any **eight** questions. Each question carries a weight of 1)

1. What do you mean by branching chain reactions?
2. Distinguish between general and specific H⁺ ion catalysis
3. What is structure factor? Explain its significance.
4. Define reciprocal lattice. What is its significance?
5. What are Miller Indices? How are they determined?
6. What is potential energy surface? Explain its significance.
7. Define Zeta potential.
8. What are oscillating chemical reactions? Give one example.
9. Explain the principle of SEM.
10. What is steady state approximation?

(8 × 1 = 8)

Section B

(Answer any **six** questions. Each question carries a weight of 2)

BUNCH 1 (Short Essay Type)

11. Explain the principle of Surface Enhanced Raman Spectroscopy.
12. Explain the Rice Herzfeld mechanism of organic decomposition reactions of acetaldehyde with special reference to Gold finger, Ni clause and Letort rule.
13. Explain the Lotka- Volterra mechanism of oscillating chemical reactions.
14. Briefly describe the methods of characterising crystal structure.

BUNCH 2 (Problem Type)

15. 150 ml of N₂ (1atm pressure at 0 0C) was required to form a monolayer on the surface of silica gel. Calculate the surface area of the solid. The cross- sectional area of N₂ is 0.162 (nm)² .
16. For the first order isomerisation of an organic compound at 130 0 C, the activation energy is 108.4 KJ/mol and the specific reaction rate is 9.12x 10⁻⁴ sec⁻¹. Calculate the standard entropy of activation and standard enthalpy of activation.
17. The enzyme catalysed conversion of a substance at 25°C has a Michealis constant of 0.042 mol L⁻¹. The rate of reaction is 2.45mol L⁻¹ s⁻¹ when the substrate concentration is 0.890 mol L⁻¹. What is the maximum velocity of the enzymolysis.
18. For a homogeneous reaction the rate constants are 3.0 x 10⁻⁵ Lmol s⁻¹ and 1.2 x 10⁻³ Lmol s⁻¹ at 629K and & 00 K respectively. Calculate the energy of activation and frequency parameter. (6 × 2 = 12)

Section C

(Answer any **two** questions. Each question carries a weight of 5)

19. (a) Describe how the limitations of Lindemann theory of unimolecular reaction is overcome by Hinshelwood and RRK modification.
- (b) Compare transition state theory with collision theory.
20. (a) Explain the rotating crystal method for the X-ray diffraction studies of crystals.
- (b) Explain the Eley-Rideal mechanism for the bimolecular reaction on the surface of solids.
21. Derive the BET adsorption isotherm. Show that it approximates to Langmuir adsorption isotherm under limiting conditions.
22. Describe the Semenov-Hinshelwood theory of branching chain reaction. Explain the lower and upper explosion limits with respect to the kinetic expression.

(2 × 5 = 10)

QP code

Reg.No:

Name:

M.Sc Degree (CSS) Examination....

Fourth Semester

Faculty of Science - Chemistry

CH01 Chemistry

CH 80 04 01- ADVANCED INORGANIC CHEMISTRY

(2019 admission onwards)

Time: 3hrs

Max. Weight: 30

Section A

(Answer any **eight** questions. Each question carries a weight of 1)

1. What is photochromism?
2. What are metal complex sensitizers? Give an example.
3. What are the important biological sensing applications of silicon nanoparticles?
4. What are quantum dots?
5. Give two examples for non-silicon semiconductors used as light emitting diodes.
6. List important applications of metal organic frameworks in pharmaceutical industry.
7. Explain the term supramolecular self-assembly.
8. Write a method for the synthesis of gold nanoparticles.
9. What is combinatorial synthesis?
10. Write two applications of inorganic nanotubes. (8 x 1 = 8)

Section B

(Answer any **six** questions. Each question carries a weight of 2)

11. Discuss the splitting of d orbitals in different environments using group theoretical considerations.
12. Write a note on the applications of Mössbauer spectroscopy.
13. Discuss photochemical substitution and redox reactions of Cr(III), Co(III), Rh(III) and Ru(II) complexes.
14. Give an account of different types of nanocomposites.

15. Outline mechanical properties and applications of ceramic structures and properties and applications of refractories.
16. What are the different types of metal organic frameworks? Write a note on the design of metal organic frameworks.
17. Discuss supramolecular self-assembly caused by hydrogen bonds and ionic interactions.
18. Explain various synthetic strategies for inorganic material design. (6 x 2 = 12)

Section C

(Answer any **two** questions. Each question carries a weight of 5)

19. Construct symmetry adapted linear combination of atomic orbitals for ferrocene. Sketch the MO diagram for ferrocene.
20. What are the applications of EPR spectroscopy? Give an account of EPR of d1 and d9 transition metal ions in cubic and tetragonal ligand fields. Discuss electron-electron interactions and multiple resonance.
21. Discuss various characterisation techniques for Nanomaterials: UV-visible, Raman, XRD, SEM, TEM and AFM techniques.
22. a) What are inorganic supermolecules? Discuss various synthetic strategies for inorganic super molecules and coordination polymers.

b) Explain the determination of vibrational modes using character tables in tetrahedral complexes.

(2 x 5 = 10)

QP code

Reg.No:

Name:

M. Sc Degree (C.S.S) Examination,

Fourth Semester

Faculty of Science – Chemistry

CH01 Chemistry

CH 80 04 02- ADVANCED ORGANIC CHEMISTRY

(2019 admissions onwards)

Time: Three hours

Max. Weight: 30

Section- A

(Answer any **eight** questions. Each question carries a weight of 1)

1. Why microwave energy is used in organic synthesis
2. Define supramolecular chemistry? Which molecular interaction form its basis?
3. Give the structure of PGE₂ and PGF₂ α .
4. How dendrimers are classified
5. Explain Assymmetric aldol condensation pioneered by Evans
6. Explain the human genome project
7. Which are the major sections in research paper?
8. What are Rhodopsin?
9. Describe the photochemical reduction of benzophenone to benzopinacol
10. Explain the different sources of chemical literature? **(8 x 1 = 8)**

Section B

(Answer any **six** questions. Each question carries a weight of 2)

11. Explain the Enantioselective synthesis of Corey lactone
12. Explain the Biomimetic synthesis of progesterone
13. Which are the different types of Research?
14. Write notes on (a) Cyclophanes(b) Cyclodextrin
15. What are the alternative (1) energy sources and (2) reaction media recommended currently on the basis of green chemistry principle?

16. Explain the synthesis of Ibuprofen by Green alternatives
17. Explain the different forces involved in molecular recognition
18. Write a note on the mode of action of (1) Warfarin (2) Chloroquin **(6 x 2 = 12)**

Section C

(Answer any **two** questions. Each question carries a weight of 5)

19. Explain the synthesis of (1) Papaverine (2) β Carotene
20. Explain the significance of 12 principles in green chemistry?
21. Explain the general principle involved in (a) Sonochemical synthesis
(b) Microwave assisted synthesis, with suitable examples
22. Write notes on
 - (a) Antibiotics
 - (b) Drugs for cancer
 - (c) Replication of DNA
 - (d) Transcription and Translation **(2 x 5 = 10)**

QP Code

Reg.No:

Name:

M.Sc. DEGREE (C.S.S) EXAMINATION.....

Fourth semester

Faculty of Science – Chemistry

CH01 Chemistry

CH 80 04 03-ADVANCED PHYSICAL CHEMISTRY

(2019 admission onwards)

Time: Three hours

Max.Weight:30

Section A

(Answer any **eight** questions. Each question carries a weight of **1**)

1. What is the principle of Atomic Absorption Spectroscopy?
2. Explain the role of ATP in bioenergetics.
3. What are Onsager relations? Explain
4. Write down the Wierls equation and explain the terms.
5. What is half wave potential? Explain its significance
6. Define quantum yield. How is it determined?
7. Distinguish between excimers and exciplexes.
8. Write Stern-Volmer equation. Explain its significance.
9. What is the principle of amperometry.
10. What are fuel cells? Explain with an example.

(8 × 1 = 8)

Section B

(Answer any **six** questions. Each question carries a weight of **2**)

11. Explain briefly the theory of over voltage.
12. Write a note on Novel fluorephores.
13. What are the advantages of coulometry.
14. Explain Drude –Nernst electrostriction model.
15. Explain the principle and working of solar cells.
16. In an experiment to measure the quantum efficiency of a photochemical reaction, the absorbing substance was exposed to 490nm light from a 100 W source for 45 minutes. The intensity of transmitted light was 40% of the intensity of the incident light. As a result of irradiation, 0.344 mol of the absorbing substance decomposed. Determine the quantum efficiency.

17. In a photochemical reaction $A \rightarrow 2B + C$, the quantum efficiency with 500nm light is $2.1 \times 10^2 \text{ mol Einstein}^{-1}$. After exposure of 300 m mol of A to the light, 2.28m mol of B was formed. How many photons were absorbed by A.
18. Calculate the mean ionic activity coefficient of 0.01 molal CaCl_2 solution. "A" value in Debye- Huckel equation is 0.509. **(6 × 2 = 12)**

Section C

(Answer any **two** questions. Each question carries a weight of **5**)

19. Derive Debye- Huckel- Onsager equation. What are its drawbacks?
20. Discuss the polarographic method of chemical analysis.
21. Using the principle of microscopic reversibility show that the cross coefficients are equal.
22. Derive the Butler- Volmer equation. **(2 × 5 = 10)**